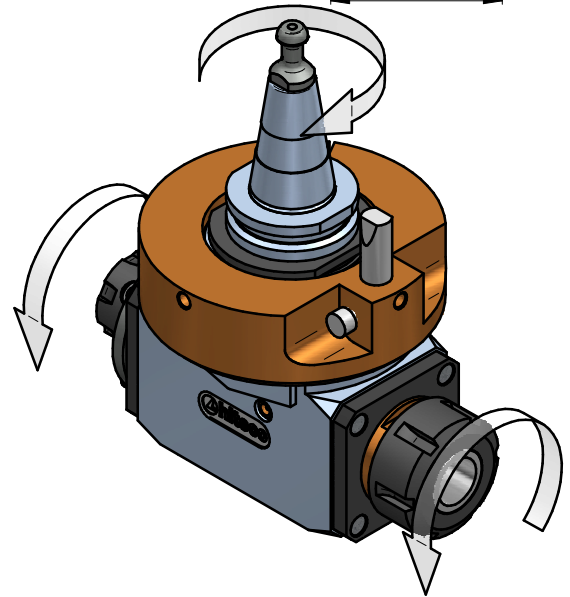
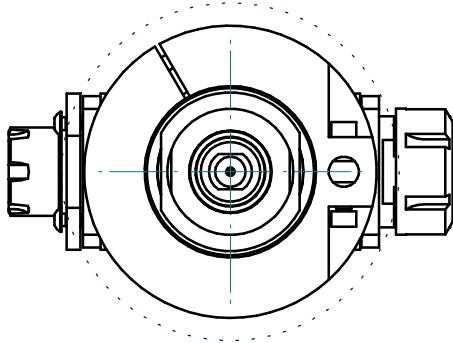
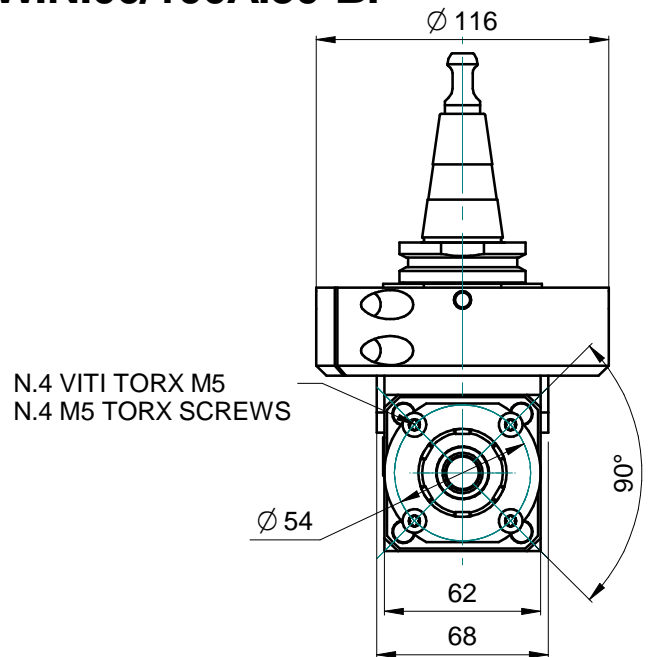
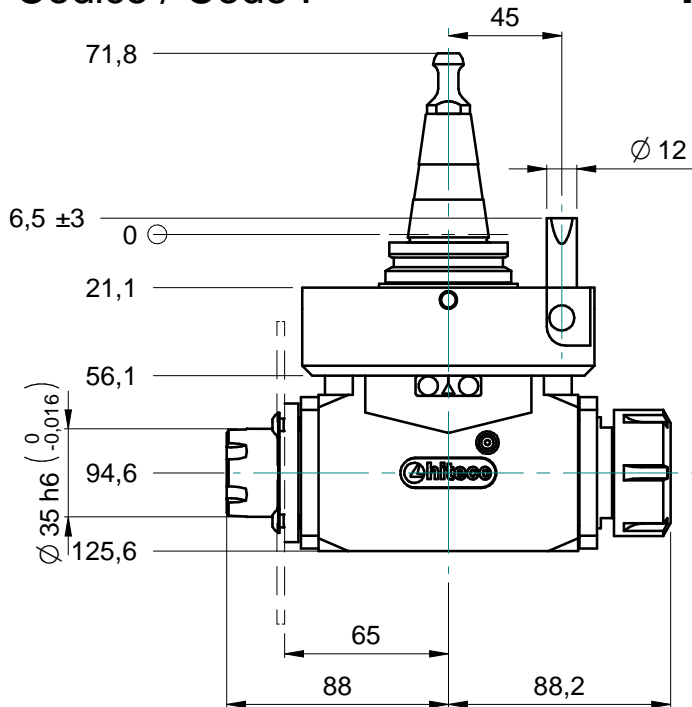


Unità Aggregata / Aggregate Unit : **Fast Line TWIN ER32 ER25B H100**  
 Codice / Code : **FL.TWIN.00/100AI30-BI**



**Specifiche tecniche / Technical specifications**

Attacco elettromandrino - Spindle coupling	ISO30
Velocità rotazione elettromandrino - Spindle speed	10850 RPM MAX.*
Velocità rotazione utensile - Tool speed	15500 RPM MAX.*
Senso rotazione mandrino - Spindle rotation direction	VEDI DISEGNO - See drawing
Possibilità inversione rotazione mandrino - Possibility to change electrospindle direction	NO
Rapporto di trasmissione - Gear ratio	1:1.43
Tipo pinza - Collet type	ER32DX / ER25SX
Diametro codolo / Tool shank diameter	2-20 / 2-16
Diametro lama - Blade diameter	Ø240 **
Diametro foro lama - Blade hole diameter	Ø35
Peso - Weight	4,5 Kg
Lubrificazione - Lubrication	Grasso-Grease KLUEBER NBU15
Temperatura di lavoro - Working temperature	70°C MAX
Connessione asse C /C axis connection type	BI
Orientamento angolare/ Aggregate rotation	0°-360° in continuo / continuous

\* VEDERE MANUALE/see user manual

\*\* DIPENDE DA POSIZIONE RIF. ANGOLARE/depends on pin-plate angular position