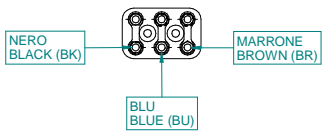
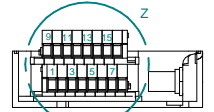


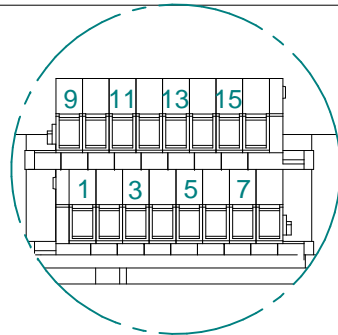
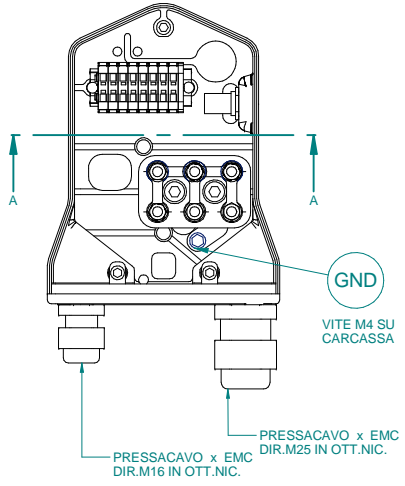
POTENZA - POWER	
DESCRIZIONE - DESCRIPTION	COLORE - COLOR
U - PHASE MOTOR	NERO-BLACK
V - PHASE MOTOR	BLU-BLUE
W - PHASE MOTOR	MARRONE - BROWN
GND	GIALLO/VERDE-YELLOW/GREEN



NOTA:
DURANTE LA CABLATURA DELL'ELETTROMANDRINO
SERRARE LO SCHERMO DEL CAVO DI POTENZA
E DI SEGNALE MEDIANTE I PRESSACAVI EMC

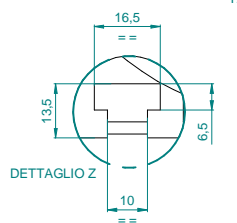
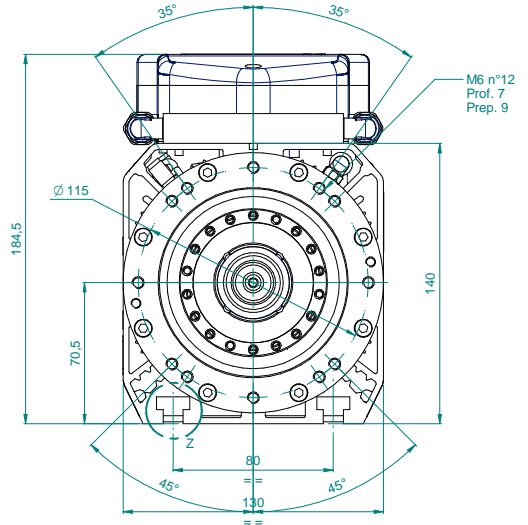
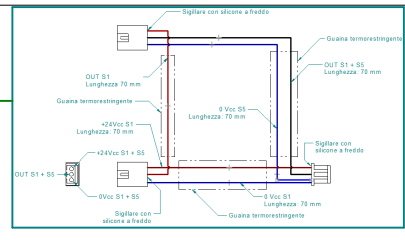


SEZIONE A-A

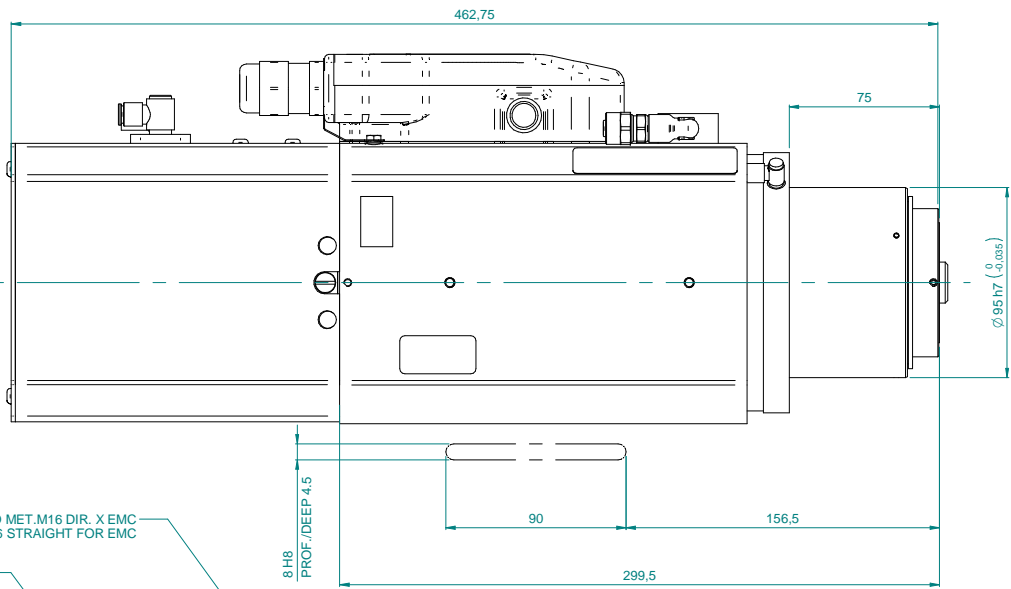


DETTAGLIO Z

ID	DESCRIZIONE - DESCRIPTION	COLORE - COLOR
1	0 Vcc - ALIM. S1 + S5 - SUPPLY S1 + S5	BLU-BLUE S1 + BLU-BLUE S5
2	OUTPUT S1 + S5 - UTENS. AFFERRATO/TOOL LOCKED	NERO-BLACK S1 + NERO-BLACK S5
3	+24 Vcc ALIM. S1 - SUPPLY S1	MARRONE - BROWN
4	0 V - ALIM. S2 - SUPPLY S2	BLU-BLUE
5	OUTPUT S2 - UTENSILE SBLOCCATO/TOOL RELEASED	NERO-BLACK
6	+24 Vcc ALIM. S2 - SUPPLY S2	MARRONE - BROWN
7	SONDA TERMICA - THERMOSWITCH	BIANCO - WHITE
8	SONDA TERMICA - THERMOSWITCH	BIANCO - WHITE
9	0 V - ALIM. S3 - SUPPLY S3	BLU-BLUE
10	OUTPUT S3 - ALBERO FERMO/SHAFT STANDSTILL	NERO-BLACK
11	+24 Vcc ALIM. S3 - SUPPLY S3	MARRONE - BROWN
12	PULSANTE C.U. - T.C. BUTTON	NERO-BLACK
13	PULSANTE C.U. - T.C. BUTTON	NERO-BLACK
14	NC	
15	NC	
16	NC	



DETTAGLIO Z




PRESSACAVO MET.M16 DIR. X EMC
METALLIC GLAND M16 STRAIGHT FOR EMC

SOFFIO CONO: E6 ARIA SECCA 6 - 6.5 bar
TAPER CLEANING: E6 AIR DRY 6 - 6.5 bar

BLOCCO UTENSILE: E4 ARIA SECCA 6 - 6.5 bar
LOCK TOOL: E4 AIR DRY 6 - 6.5 bar

SBLOCCO UTENSILE: E6 ARIA SECCA 6 - 6.5 bar
RELEASE TOOL: E6 AIR DRY 6 - 6.5 bar

PRESSACAVO MET.M25 DIR. X EMC
METALLIC GLAND M25 STRAIGHT FOR EMC



ATTACCO HSK 63F
TOOL INTERFACE HSK 63F
DIN 69893-6

MASSA MASS: 23 kg

Completato:	Firma / Signature	Data / Date		
Disegnato:				
Rev:	Data / Date	Firma / Signature	N° Modifica / Change ID	
	Descrizione ultima modifica / Last change description			
ELETIM QE-2 1612 24 63F NC CB				
Busta / Scale	1:2	Codice / Item ID	29L0531855L	Rev: 01
			Status	Tav. N° di N.
				3/3

