
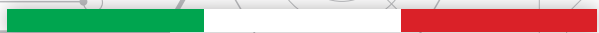


ELETTROMANDRINI  
MTC  
MTC  
ELECTROSPINDLES



**HITECO**  
HIGH TECHNOLOGY COMPONENTS



## Componenti ad **alta tecnologia** per produttori di macchine utensili.

--  
**High-tech components** for machine tool manufacturers.

Hiteco è specializzata nella progettazione e realizzazione di componenti elettromeccanici industriali ad alta tecnologia per le macchine utensili.

**Elettromandrini ATC, elettromandrini MTC, teste birotative, teste di foratura ed aggregati.**

--  
Hiteco is specialized in design and manufacture of high technology industrial electromechanical components for machine tools. **ATC electrospindles, MTC electrospindles, birotary heads, boring units and aggregates.**



Hiteco si propone sul mercato internazionale con un'ampia gamma di prodotti per la lavorazione di: **legno, plastica, materiali avanzati, vetro, pietra e metallo.**

--  
Hiteco offers a wide range of products on international market for **wood, plastic, advanced materials, glass, stone and metal processing.**



Hiteco nasce nel 1977 come divisione interna di **SCM Group**, azienda leader mondiale nella costruzione di macchine utensili per la lavorazione di una vasta gamma di materiali, realizzando un percorso di crescita esponenziale. Diventa nel 2008 **un'unità di profitto per servire il mercato terzi**. Oggi realizza prodotti di riferimento nel mercato dei componenti, diventando uno tra i più importanti player mondiali nel settore.

--  
Hiteco founded in 1977 as an internal division of the **SCM Group**, leading company in machine tools construction for processing a wide range of materials, had an increasingly exponential growth. In 2008 it become **a profit unit for external customers**. Today Hiteco offers key products for the components market, becoming one of the most important world players in the sector.



## Una **presenza capillare** per un **servizio best-in-class e worldwide.**

--  
**A capillary presence** for a **best-in-class** and **worldwide service.**



**La distribuzione capillare** dell'azienda risponde alla volontà di Hiteco di essere vicina al cliente con la presenza sul territorio di **tecnici specializzati** che sono garanzia di una risposta estremamente rapida e professionale: non solo per ridurre fermi macchina e problemi alla produzione, ma anche per creare valore aggiunto con la proposta di soluzioni efficaci ed innovative. Questa attenzione, oltre ai ridotti tempi di consegna, è uno dei motivi che ha portato Hiteco ad avere la più alta **customer satisfaction** nel mercato internazionale.

--  
**The widespread distribution** of the company responds to the desire of Hiteco to be close to the customer with the presence of **specialized technicians** on the territory who guarantee an extremely rapid and professional response: not only to reduce machine downtimes and production problems, but also to create added value with the proposal of effective and innovative solutions. Such care, in addition to reduced delivery times, is one of the reason that led Hiteco to have the highest **customer satisfaction** on the international market.



# INDICE INDEX



Hiteco si riserva il diritto di apportare migliorie sulle tecnologie e i modelli presentati nel catalogo

Hiteco reserves the right to make improvements to the technologies and models presented in the catalog

Copyright © Hiteco. Tutti i diritti riservati.

Copyright © Hiteco. All rights reserved.





## IDENTIFICAZIONE ELETTROMANDRINI / ELECTROSPINDLE IDENTIFICATION KEY

Example **QN 1F 3/18 24 ER32 BT**

### MODELLO (DIMENSIONE CARCASSA) / MODEL (HOUSING DIMENSION)

ML/MA	Ø 158, Ø 166, 135 x 137, 157 x 165
MQH1	205 X 175 mm
QN	102 X 119,5 mm
S	82 X 93 mm
XS	70 X 65 mm

### RAFFREDDAMENTO / COOLING TYPE

1F= ELETTROVENTOLA/ ELECTROFAN	
1C= ARIA COMPRESSA/ PRESSED AIR	
2= LIQUIDO/LIQUID	
1= VENTOLA SU ALBERO/ FAN ON SHAFT	

### POTENZA NOMINALE (S1) @ VELOCITÀ / RATED POWER (S1) @ SPEED

MAX POTENZA @ VELOCITÀ / MAX POWER @ SPEED

### VELOCITÀ MAX / MAX SPEED

### ATTACCO UTENSILE / TOOL HOLDER

40C = HSK40C
ER20
ER25
ER32
ER40
ALBERO/SHAFT, D=12, 16, 30, 40, 50

### VOLTAGGIO / VOLTAGE

BT= BITENSIONE / DUAL VOLTAGE 220V/380V

MULTITECH	MULTITECH XS	MULTITECH S	MULTITECH QN	MULTITECH MA	MULTITECH ML	MULTITECH MQH
0.19/12 12		p. 17				
0.35/12 12	p. 10					
0.55/12 12	p. 11					
0.65/12 12	p. 12					
1/18 24	p. 9					
1.5/12 12		p. 18				
1.8/12 12		p. 19				
1.5/18 24		p. 15				
3/18 18			p. 21			
3/18 24		p. 16	p. 22			
4.5/18 18			p. 21			
4.5/18 24			p. 22			
6.5/18 18			p. 25			
6.5/18 24			p. 25			
7.5/12 24				p. 27	p. 29/31/33	
8/6 9						p. 41
9.5/12 24					p. 35/37	
10/12 24					p. 29/31/33	
12/12 24					p. 35/37/39	
13/6 9						p. 41



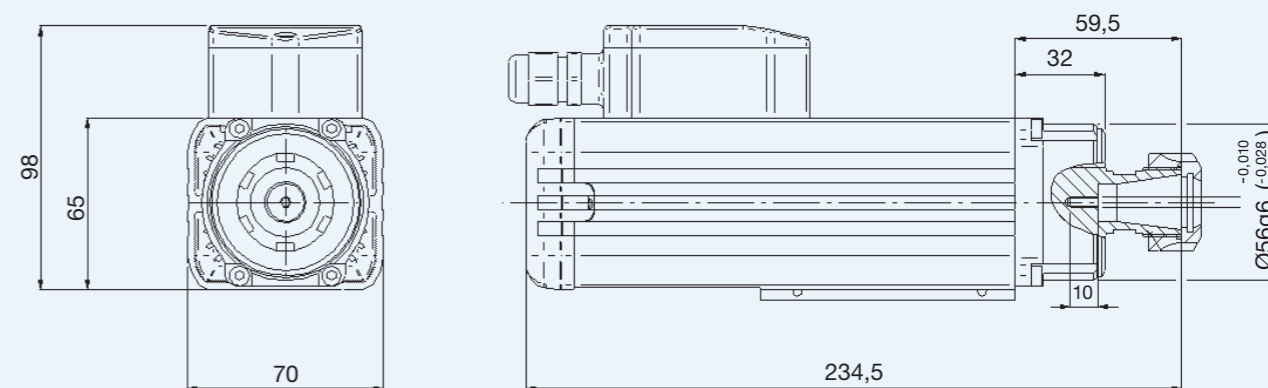
MULTITECH XS



SUITABLE FOR MACHINING WOOD  
EFFICIENT COOLING AND LOW NOISE LEVEL  
SHAFT ROTATION SENSOR

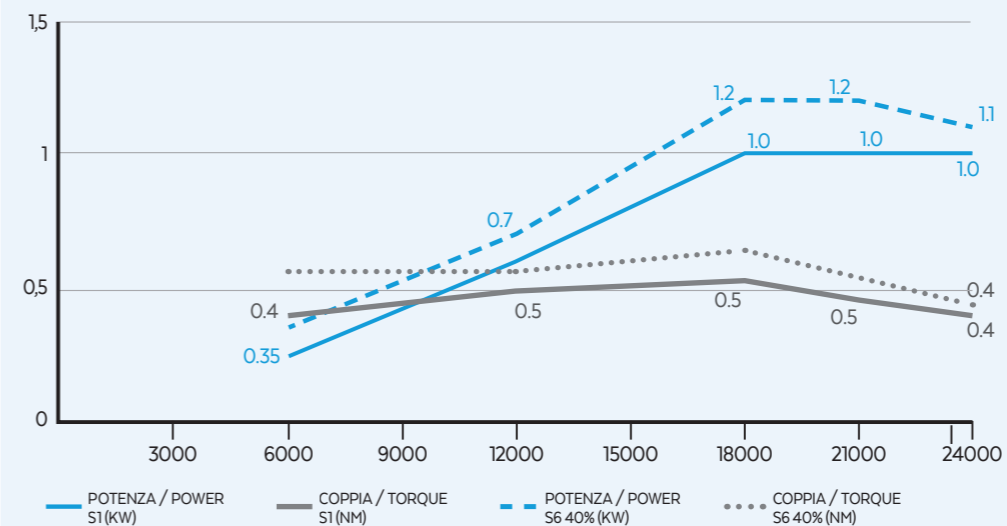
LAYOUT ER20 DX BT - 1 KW

SPINDLES WITH ER COLLET  
(NOT PROVIDED WITH THE SPINDLE)



XS-11/18 24

PRESTAZIONI / PERFORMANCES



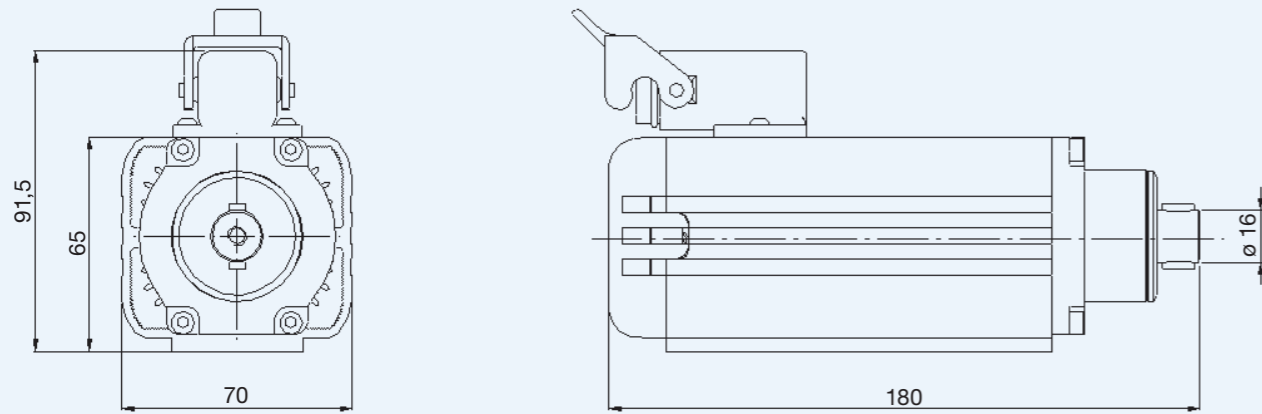
SPECIFICHE TECNICHE / TECHNICAL SPECIFICATIONS

- kW** 1/1.2
- A** 3/3.5
- Pol** es 2
- Nm** 0.5/0.6
- Volt** 220/380
- Supply** inverter
- rpm** 24000
- kg** 3

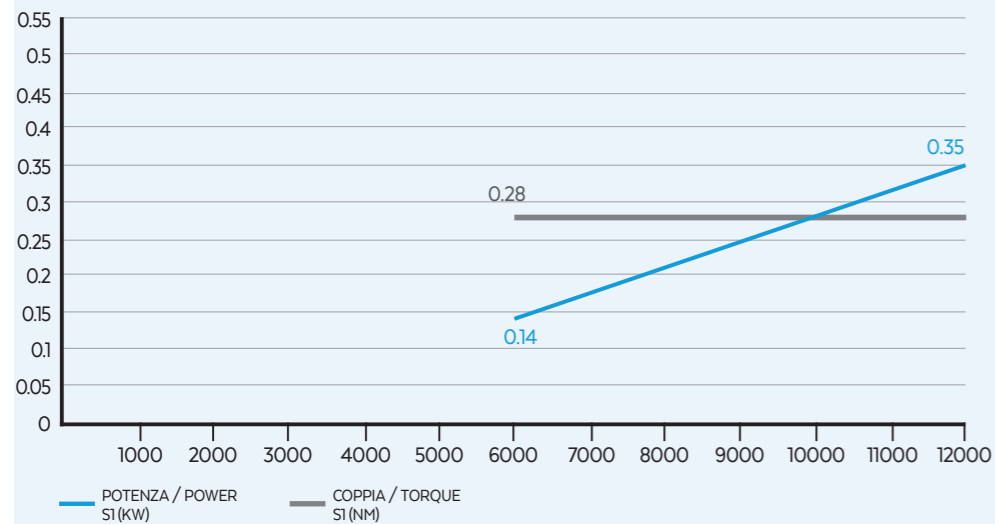
EQUIPAGGIAMENTO / EQUIPMENT

- ER 20DX
- Cooling by shaft-driven fan
- Manual tool change (M.T.C)
- Steel bearings
- Grease lubrication

SPINDLES WITH CYLINDRICAL SHAFT



PRESTAZIONI / PERFORMANCES



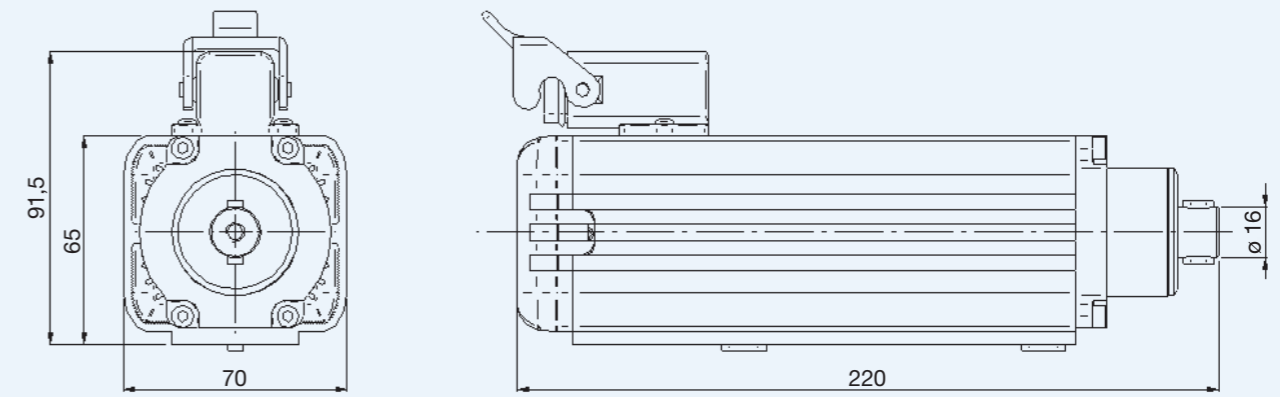
SPECIFICHE TECNICHE / TECHNICAL SPECIFICATIONS

<b>S1 kW</b> 0.35	<b>S1 A</b> 1.8	<b>Pol es</b> 2
<b>S1 Nm</b> 0.28	<b>Volt</b> 220	<b>Supply</b> inverter
<b>rpm</b> 12000	<b>kg</b> 2.7	

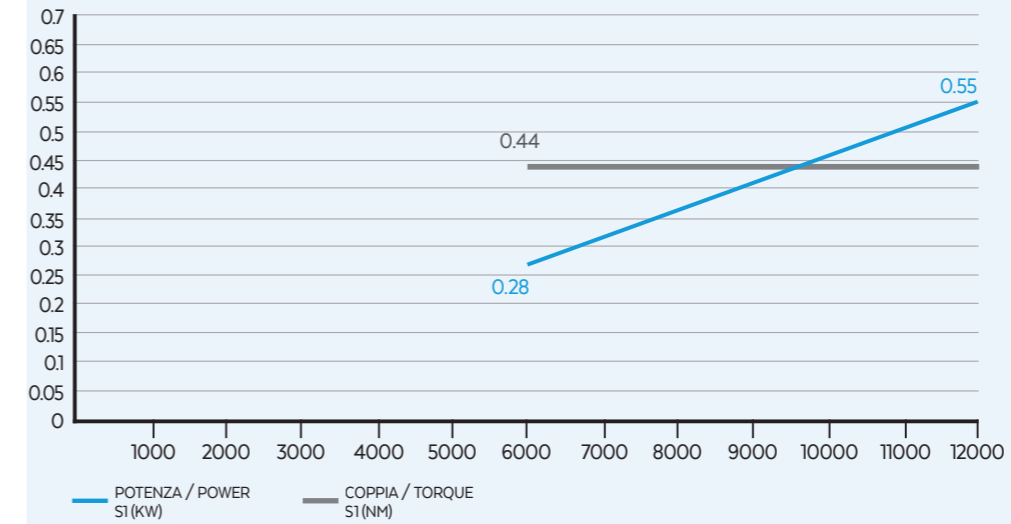
EQUIPAGGIAMENTO / EQUIPMENT

Shaft D16	Cooling by shaft-driven fan	Manual tool change (M.T.C)
Steel bearings	Grease lubrication	

SPINDLES WITH CYLINDRICAL SHAFT



PRESTAZIONI / PERFORMANCES



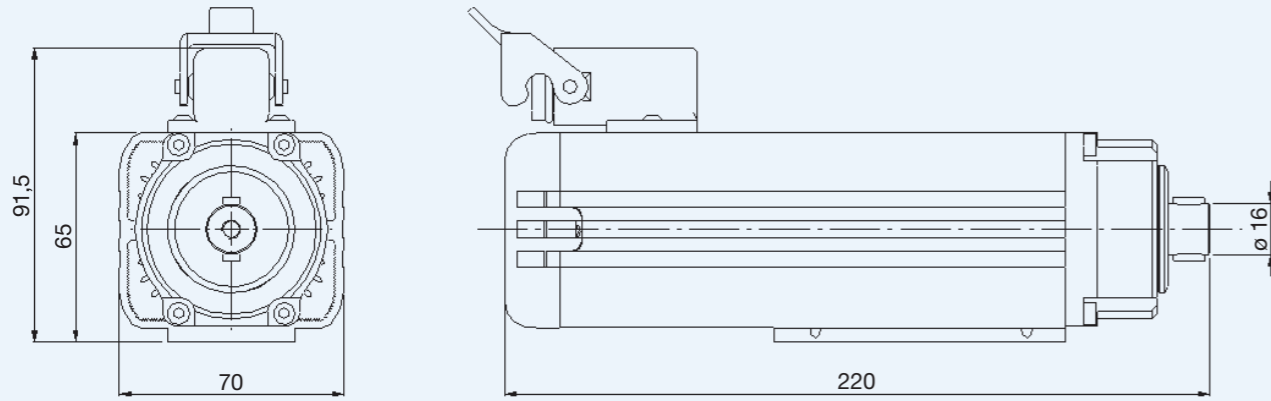
SPECIFICHE TECNICHE / TECHNICAL SPECIFICATIONS

<b>S1 kW</b> 0.55	<b>S1 A</b> 2.7	<b>Pol es</b> 2
<b>S1 Nm</b> 0.44	<b>Volt</b> 220	<b>Supply</b> inverter
<b>rpm</b> 12000	<b>kg</b> 3.2	

EQUIPAGGIAMENTO / EQUIPMENT

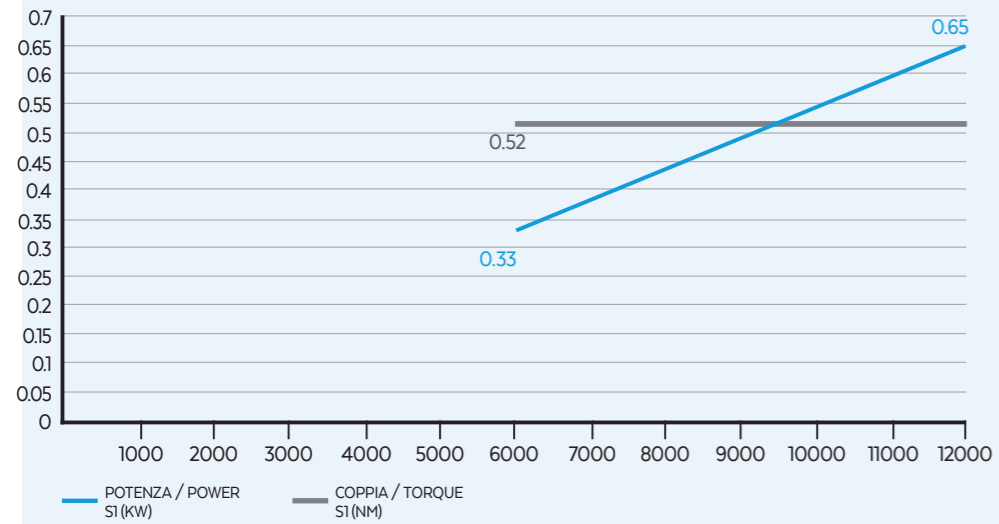
Shaft D16	Cooling by shaft-driven fan	Manual tool change (M.T.C)
Steel bearings	Grease lubrication	

SPINDLES WITH CYLINDRICAL SHAFT



XS-1 0.65/12 12

PRESTAZIONI / PERFORMANCES





SPECIFICHE TECNICHE / TECHNICAL SPECIFICATIONS

<b>S1</b> kW 0.65	<b>S1</b> A 3	<b>Pol</b> es 2
<b>S1</b> Nm 0.52	<b>Volt</b> 220	<b>Sup</b> ply inverter
<b>rpm</b> 12000	<b>kg</b> 3.3	

EQUIPAGGIAMENTO / EQUIPMENT

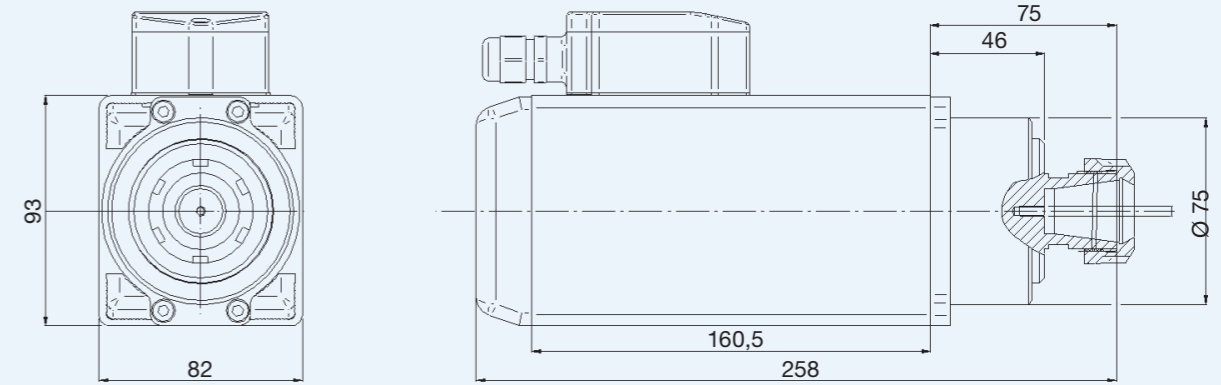
Shaft D16	Cooling by shaft-driven fan	Manual tool change (M.T.C)
Steel bearings	Grease lubrication	





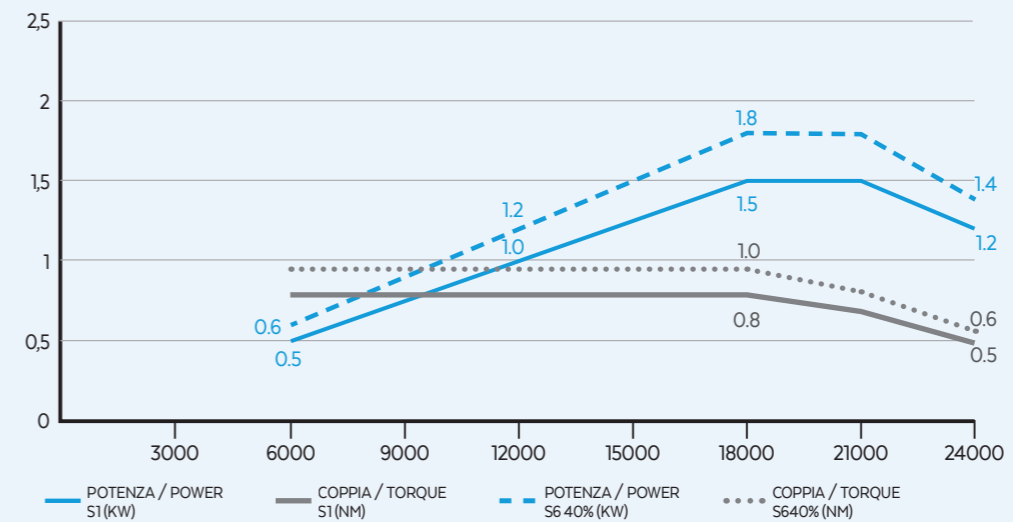
SUITABLE FOR MACHINING WOOD  
EFFICIENT COOLING AND LOW NOISE LEVEL  
SHAFT ROTATION SENSOR

**SPINDLES WITH ER COLLET**  
(NOT PROVIDED WITH THE SPINDLE)



S-11.5/18 24

PRESTAZIONI / PERFORMANCES



SPECIFICHE TECNICHE / TECHNICAL SPECIFICATIONS

<b>kW</b> 1.5/1.8	<b>A</b> 3.5/4.0	<b>Pol</b> 2
<b>Nm</b> 0.8/1.0	<b>Volt</b> 220/380	<b>Supply</b> inverter
<b>rpm</b> 24000	<b>kg</b> 8	

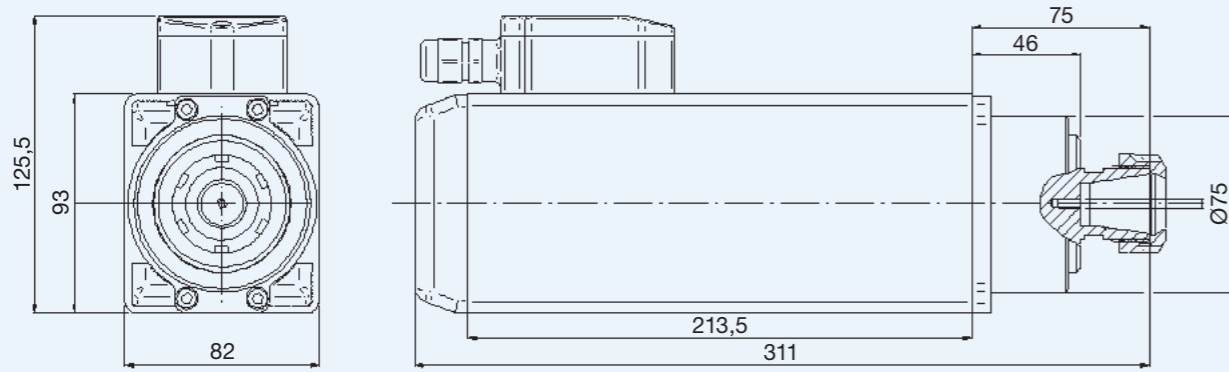
EQUIPAGGIAMENTO / EQUIPMENT

ER25 DX	Cooling by shaft-driven fan	Manual tool change (M.T.C.)
Ceramic ball bearings	Grease lubrication	



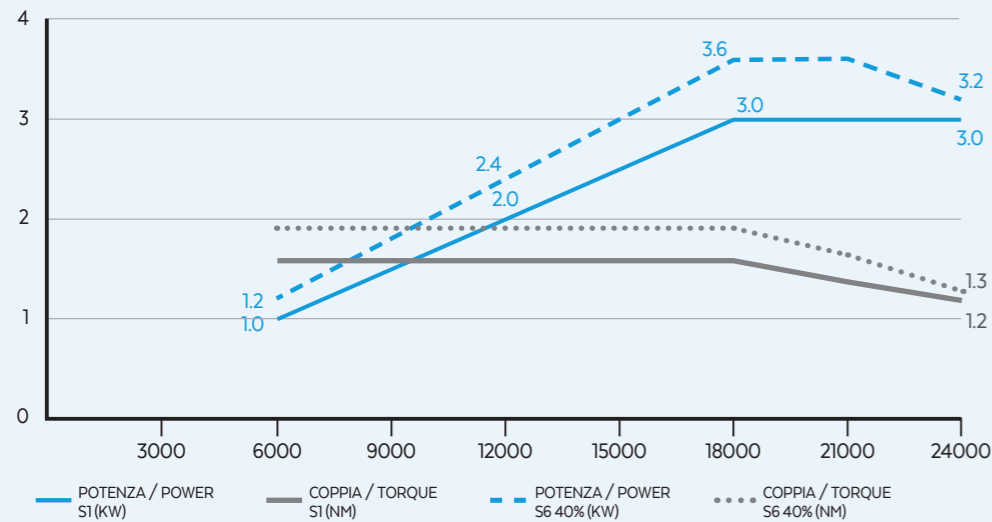


**SPINDLES WITH ER COLLET**  
(NOT PROVIDED WITH THE SPINDLE)



S-13/18 24

PRESTAZIONI / PERFORMANCES



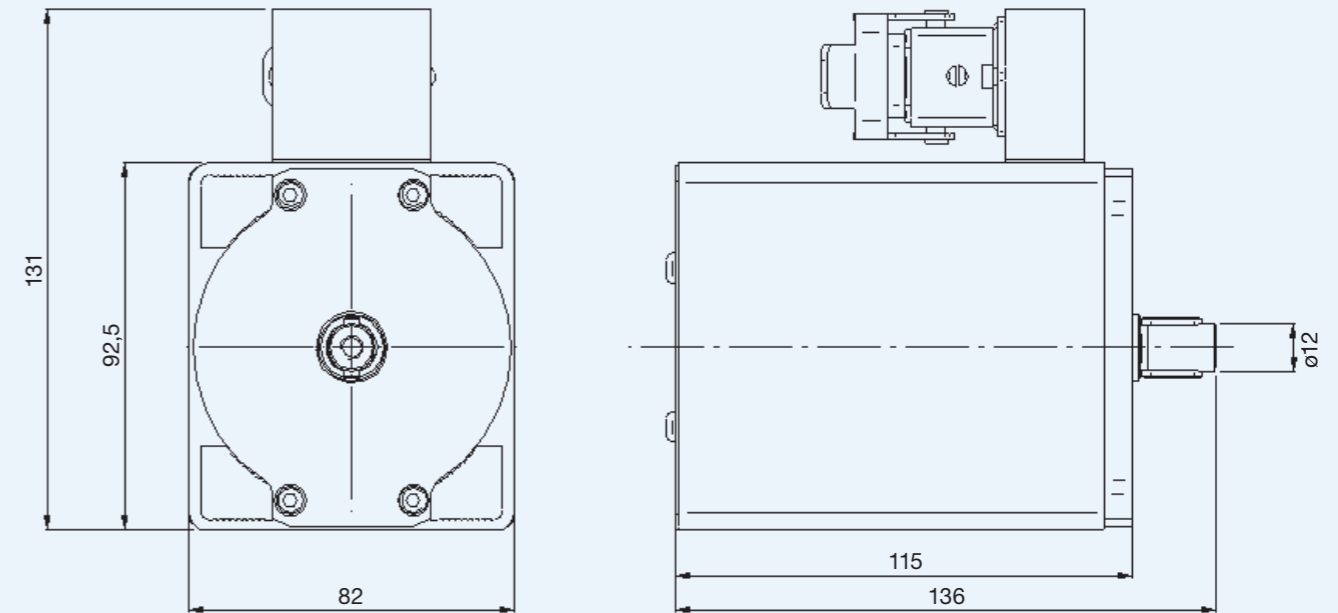
SPECIFICHE TECNICHE / TECHNICAL SPECIFICATIONS

- S1-S6 kW** 3/3.6
- S1-S6 A** 6.5/7
- Pol es** 2
- S1-S6 Nm** 1.6/1.9
- Volt** 220/380
- Supply** inverter
- rpm** 24000
- kg** 8.5

EQUIPAGGIAMENTO / EQUIPMENT

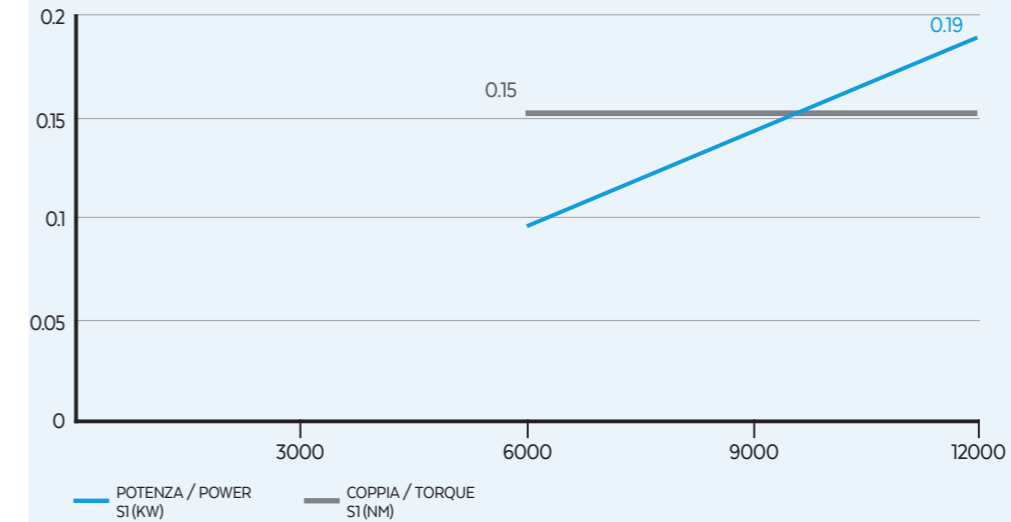
- ER25 DX
- Ceramic ball bearings
- Cooling by shaft-driven fan
- Grease lubrication
- Manual tool change (M.T.C)

**SPINDLES WITH CYLINDRICAL SHAFT**



S-1 0.19/12 12

PRESTAZIONI / PERFORMANCES



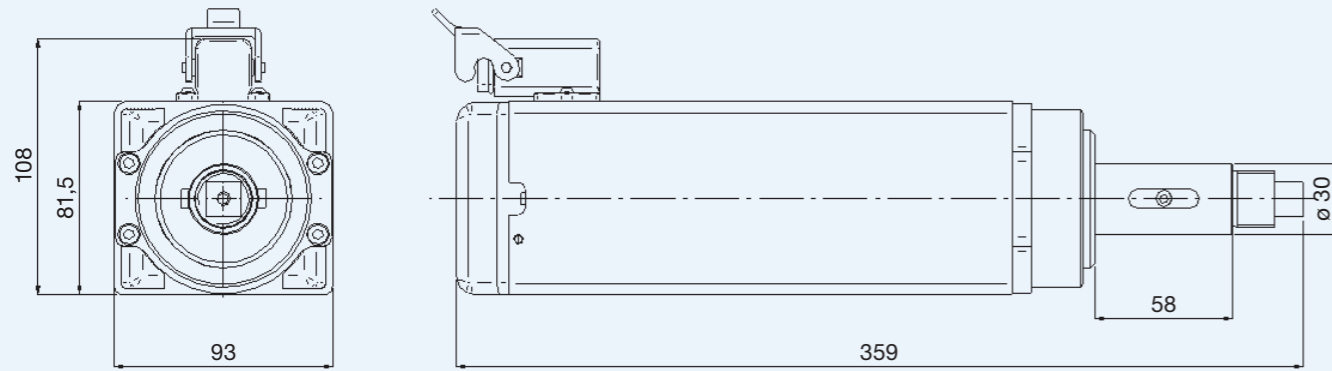
SPECIFICHE TECNICHE / TECHNICAL SPECIFICATIONS

- S1 kW** 0.19
- S1 A** 1.4
- Pol es** 2
- S1 Nm** 0.15
- Volt** 220
- Supply** inverter
- rpm** 12000
- kg** 2

EQUIPAGGIAMENTO / EQUIPMENT

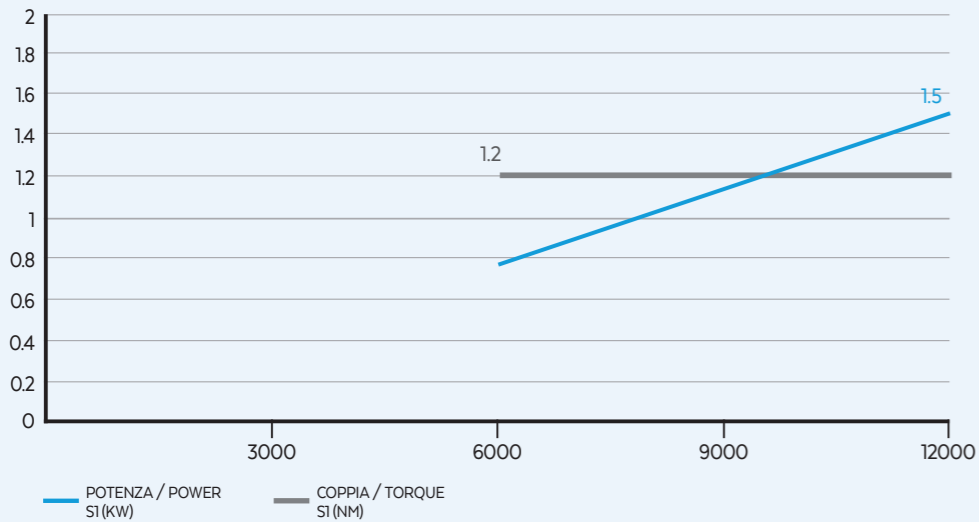
- Shaft D12
- Steel bearings
- Cooling by shaft-driven fan
- Grease lubrication
- Manual tool change (M.T.C)

SPINDLES WITH CYLINDRICAL SHAFT



S-11.5/12 12

PRESTAZIONI / PERFORMANCES



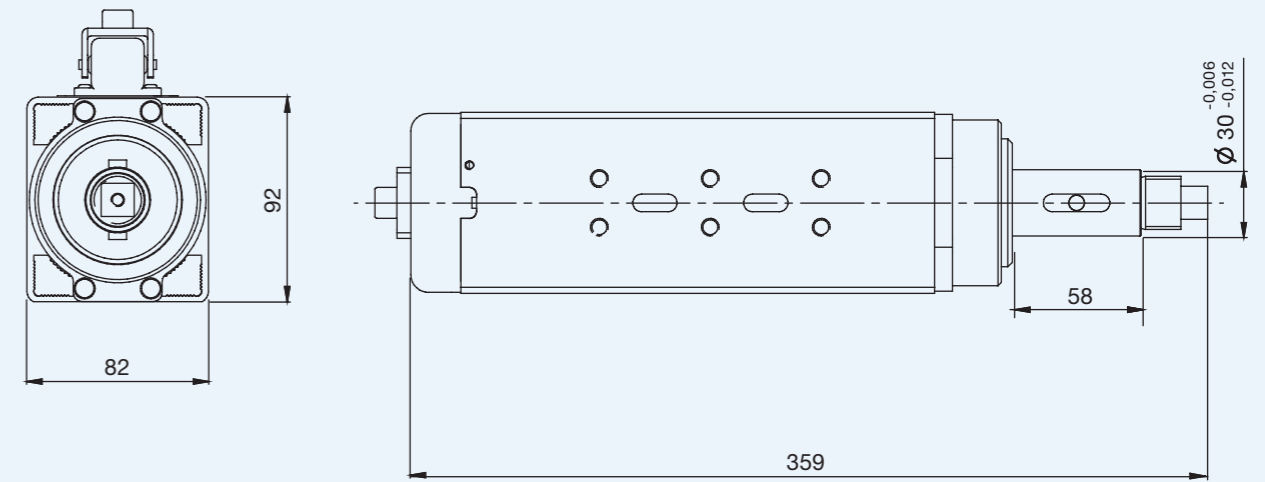
SPECIFICHE TECNICHE / TECHNICAL SPECIFICATIONS

**1.5 kW**    **5.7 A**    **2 Poles**  
**1.2 Nm**    **220 Volt**    **inverter Supply**  
**12000 rpm**    **8 kg**

EQUIPAGGIAMENTO / EQUIPMENT

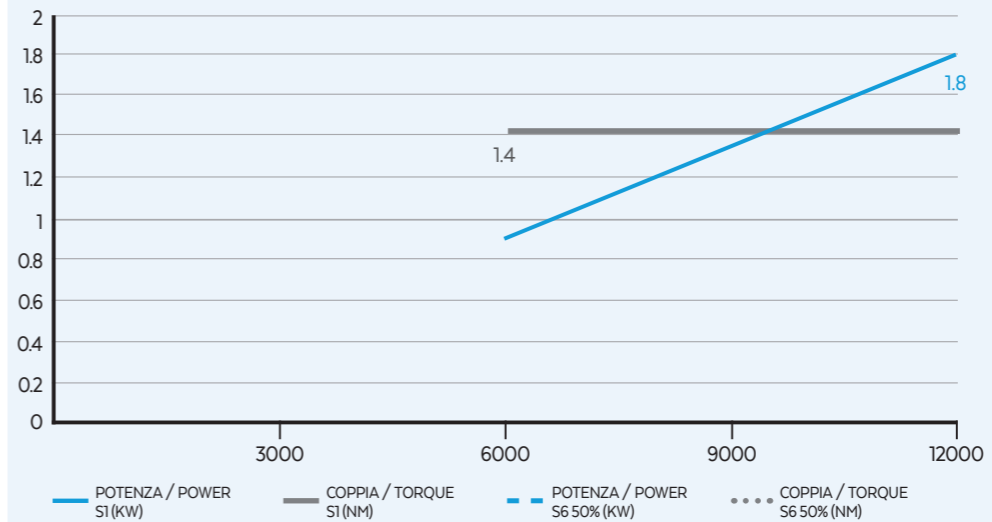
Shaft D30    Cooling by shaft-driven fan    Manual tool change (M.T.C)  
 Steel bearings    Grease lubrication

SPINDLES WITH CYLINDRICAL SHAFT



S-11.8/12 12

PRESTAZIONI / PERFORMANCES



SPECIFICHE TECNICHE / TECHNICAL SPECIFICATIONS

**1.8 kW**    **6.5 A**    **2 Poles**  
**1.4 Nm**    **220 Volt**    **inverter Supply**  
**12000 rpm**    **8 kg**

EQUIPAGGIAMENTO / EQUIPMENT

Shaft D30    Cooling by shaft-driven fan    Manual tool change (M.T.C)  
 Ceramic ball bearings    Grease lubrication

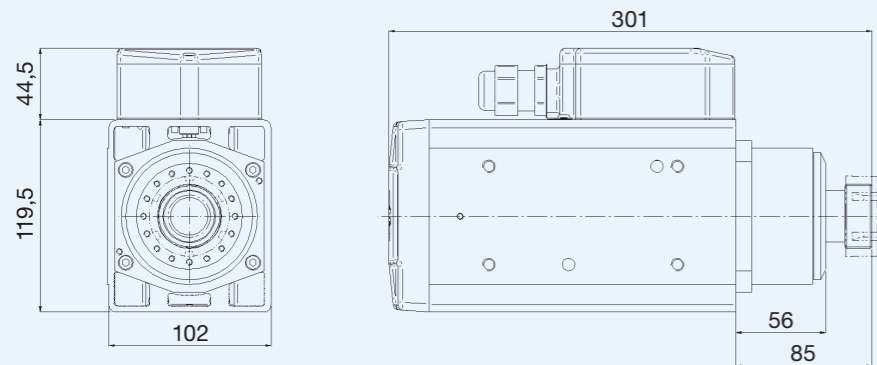
# MULTITECH QN



SUITABLE FOR MACHINING WOOD AND ALUMINUM  
 AVAILABLE WITH ELECTROFAN, COMPRESSED AIR AND SHAFT-POWERED FAN COOLING  
 AVAILABLE WITH CERAMIC BEARINGS AVAILABLE WITH ER 32 AND HSK 40C

## LAYOUT ER 32 DX

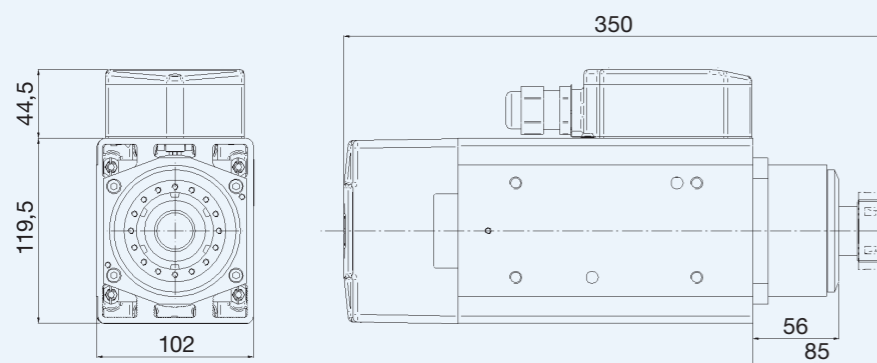
## COOLING BY SHAFT - DRIVEN FAN



**SPINDLES WITH ER COLLET**  
 (NOT PROVIDED WITH THE SPINDLE)

## LAYOUT ER 32 DX

## ELECTROFAN COOLING



**SPINDLES WITH ER COLLET**  
 (NOT PROVIDED WITH THE SPINDLE)

## ALTRI LAYOUT / OTHER LAYOUTS

L tot

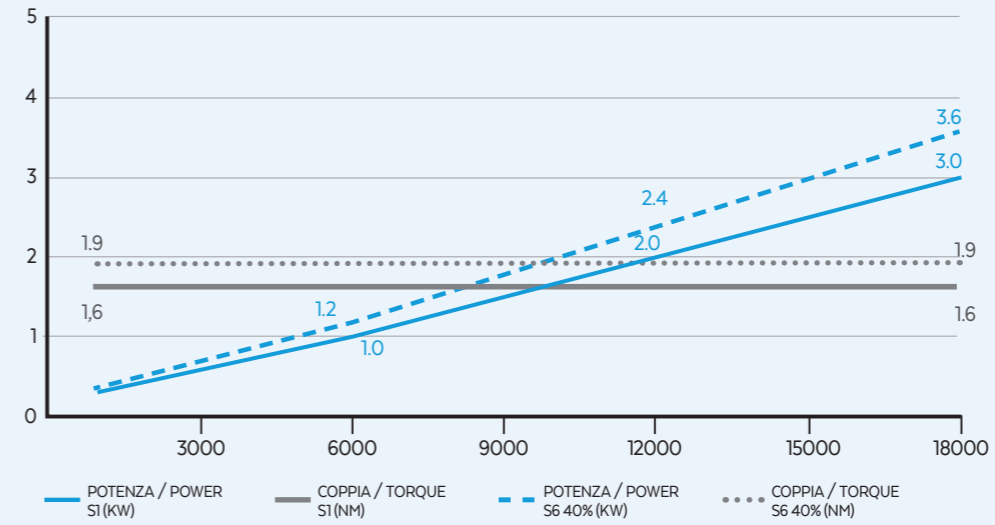
Aria compressa / Compressed air

306 mm

## QN-1 3/18 18 BT

## COOLING BY SHAFT-DRIVEN FAN

### PRESTAZIONI / PERFORMANCES



### OPZIONALI / OPTIONS

- COM-PRESSED AIR Compressed air cooling
- Electrofan cooling

### SPECIFICHE TECNICHE / TECHNICAL SPECIFICATIONS

- S1-S6 kW 3/3.6
- S1-S6 A 8/8.5
- Pol es 2
- S1-S6 Nm 1.6/1.9
- Volt 220/380
- Supply inverter
- rpm 18000
- kg 10

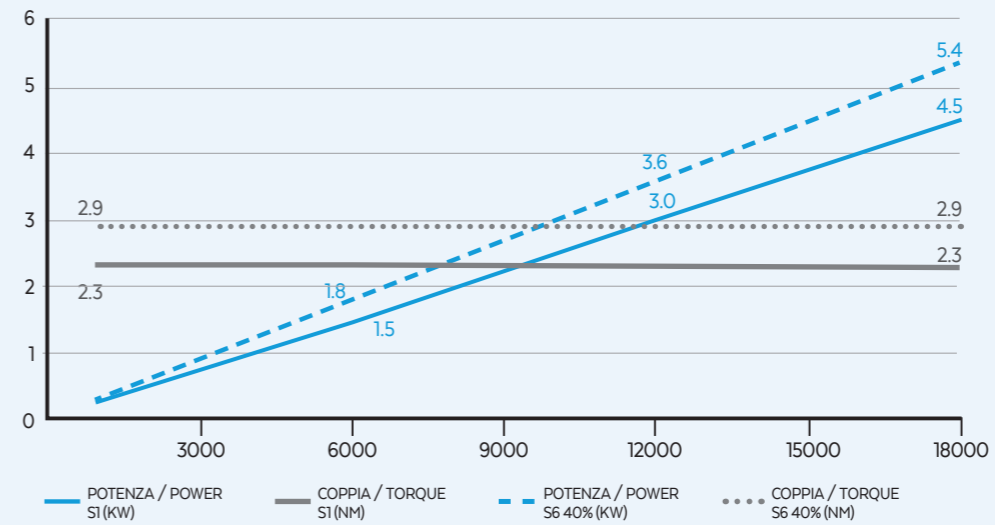
### EQUIPAGGIAMENTO / EQUIPMENT

- ER32DX
- Cooling by shaft-driven fan
- Manual tool change (M.T.C)
- Grease lubrication
- Steel bearings

## QN-1 4.5/18 18 BT

## COOLING BY SHAFT-DRIVEN FAN

### PRESTAZIONI / PERFORMANCES



### OPZIONALI / OPTIONS

- COM-PRESSED AIR Compressed air cooling
- Electrofan cooling

### SPECIFICHE TECNICHE / TECHNICAL SPECIFICATIONS

- S1-S6 kW 4.5/5.4
- S1-S6 A 9.5/15
- Pol es 2
- S1-S6 Nm 2.3/2.9
- Volt 220/380
- Supply inverter
- rpm 18000
- kg 10

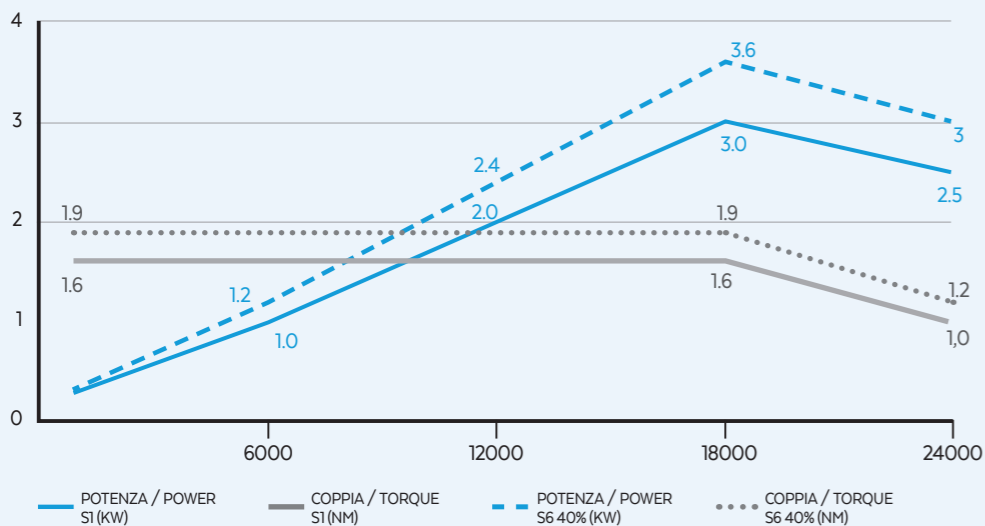
### EQUIPAGGIAMENTO / EQUIPMENT

- ER32DX
- Cooling by shaft-driven fan
- Manual tool change (M.T.C)
- Grease lubrication
- Steel bearings

QN-IF 3/18 24 BT

ELECTROFAN COOLING

PRESTAZIONI / PERFORMANCES



OPZIONALI / OPTIONS



SPECIFICHE TECNICHE / TECHNICAL SPECIFICATIONS

**S1-S6 kW** 3/3.6  
**S1-S6 Nm** 1.6/1.9  
**rpm** 24000  
**S1-S6 A** 8/9  
**Volt** 220/380  
**kg** 12  
**Pol es** 2  
**Supply** inverter

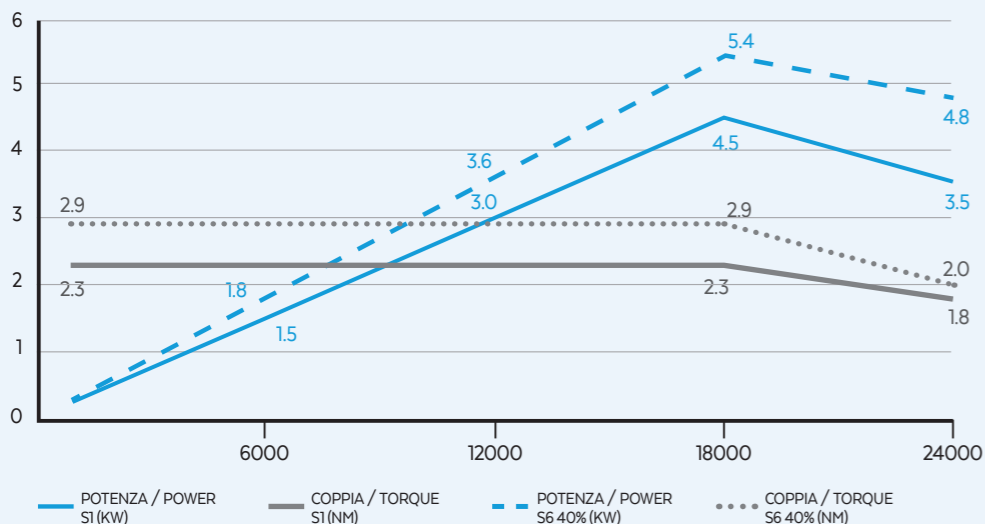
EQUIPAGGIAMENTO / EQUIPMENT

ER32DX  
 Electrofan cooling  
 Manual tool change (M.T.C.)  
 Grease lubrication  
 Ceramic ball bearings

QN-IF 4.5/18 24 BT

ELECTROFAN COOLING

PRESTAZIONI / PERFORMANCES



OPZIONALI / OPTIONS




SPECIFICHE TECNICHE / TECHNICAL SPECIFICATIONS

**S1-S6 kW** 4.5/5.4  
**S1-S6 Nm** 2.3/2.9  
**rpm** 24000  
**S1-S6 A** 10/15  
**Volt** 220/380  
**kg** 12  
**Pol es** 2  
**Supply** inverter

EQUIPAGGIAMENTO / EQUIPMENT

ER32DX  
 Electrofan cooling  
 Manual tool change (M.T.C.)  
 Grease lubrication  
 Ceramic ball bearings



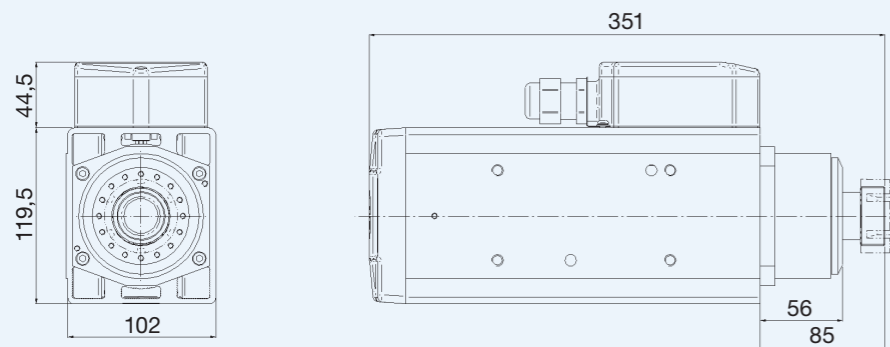
# MULTITECH QN



SUITABLE FOR MACHINING WOOD AND ALUMINUM  
AVAILABLE WITH ELECTROFAN, COMPRESSED AIR AND SHAFT-POWERED FAN COOLING  
AVAILABLE WITH CERAMIC BEARINGS AVAILABLE WITH ER 32 AND HSK 40C

## LAYOUT ER 32 DX

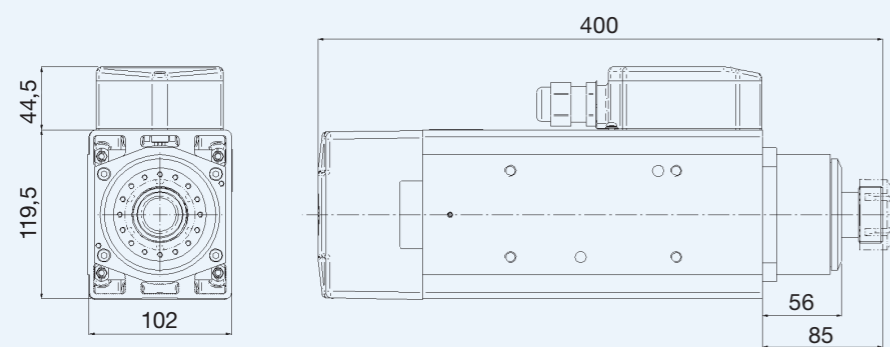
## COOLING BY SHAFT - DRIVEN FAN



**SPINDLES WITH ER COLLET**  
(NOT PROVIDED WITH THE SPINDLE)

## LAYOUT ER 32 DX

## ELECTROFAN COOLING



**SPINDLES WITH ER COLLET**  
(NOT PROVIDED WITH THE SPINDLE)

L tot

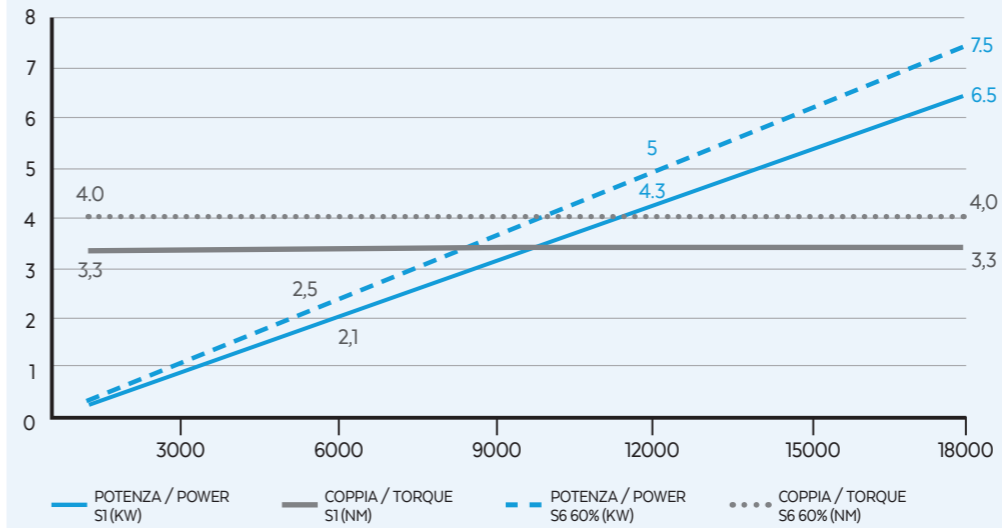
356 mm

Aria compressa / Compressed air

## QN-1 6.5/18 18 BT

## COOLING BY SHAFT-DRIVEN FAN

### PRESTAZIONI / PERFORMANCES



### OPZIONALI / OPTIONS

- HSK 40C
- COMPRESSED AIR Compressed air cooling
- Electrofan cooling

### SPECIFICHE TECNICHE / TECHNICAL SPECIFICATIONS

- S1-S6 kW 6.5/7.5
- S1-S6 A 13/15
- Pol es 2
- S1-S6 Nm 3.3/4
- Volt 220/380
- Supply inverter
- rpm 18000
- kg 14

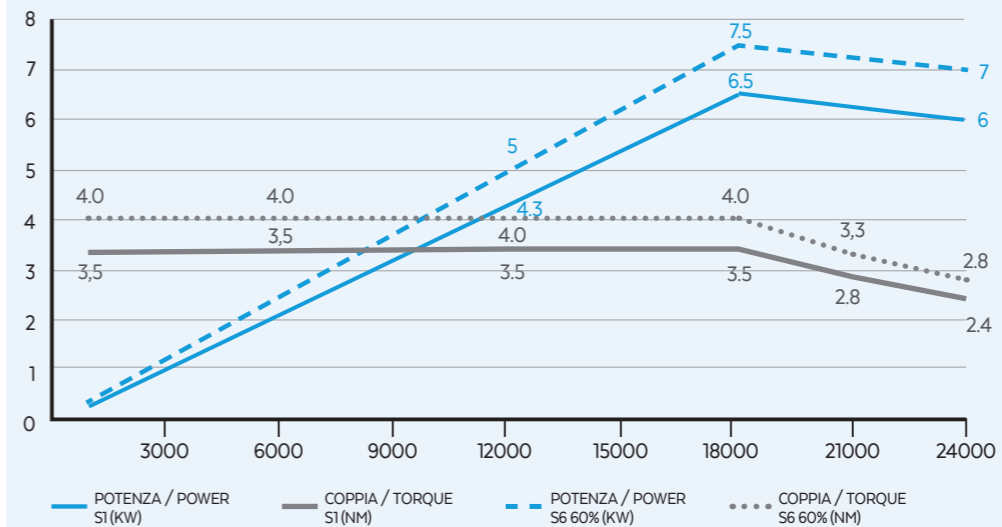
### EQUIPAGGIAMENTO / EQUIPMENT

- ER32DX
- cooling by shaft-driven fan
- Manual tool change (M.T.C)
- Grease lubrication
- Steel bearings

## QN-1F 6.5/18 24 BT

## ELECTROFAN COOLING

### PRESTAZIONI / PERFORMANCES



### OPZIONALI / OPTIONS

- HSK 40C
- COMPRESSED AIR Compressed air cooling


### SPECIFICHE TECNICHE / TECHNICAL SPECIFICATIONS

- S1-S6 kW 6.5/7.5
- S1-S6 A 13/15
- Pol es 2
- S1-S6 Nm 3.5/4
- Volt 220/380
- Supply inverter
- rpm 24000
- kg 14

### EQUIPAGGIAMENTO / EQUIPMENT

- ER32DX
- Electrofan cooling
- Manual tool change (M.T.C)
- Grease lubrication
- Ceramic ball bearings

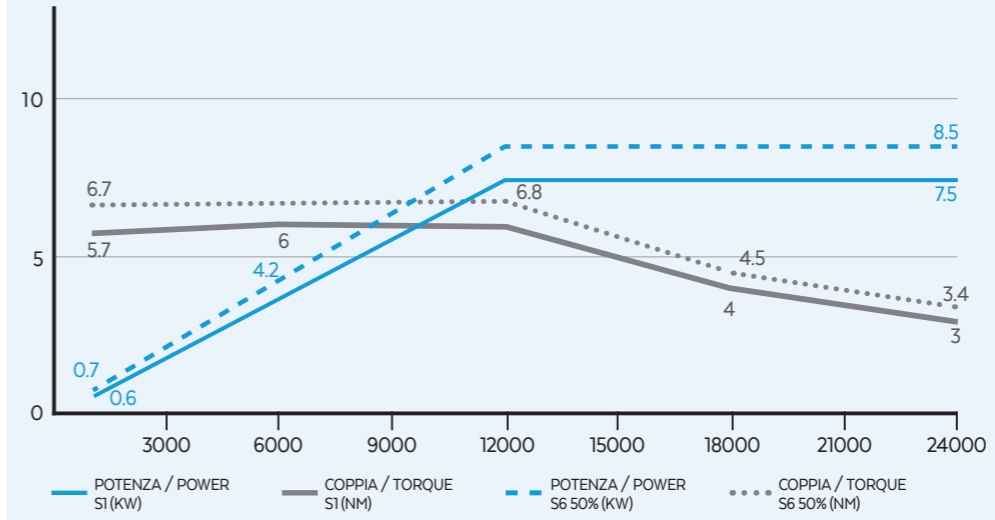
# MULTITECH MA



SUITABLE FOR MACHINING LATEST MATERIALS IN DUST ENVIRONMENTS  
EASY ASSEMBLING ON BIROTARY HEADS  
VERY EFFICIENT COMPRESSED AIR COOLING  
AVAILABLE WITH ER 32

## MA-1C 7.5/12 24

### PRESTAZIONI / PERFORMANCES



### SPECIFICHE TECNICHE / TECHNICAL SPECIFICATIONS

- S1-S6 kW** 7.5/8.5
- S1-S6 A** 16/17
- Pol es** 4
- S1-S6 Nm** 6/6.8
- Volt** 380
- Supply** inverter
- rpm** 24000
- kg** 22

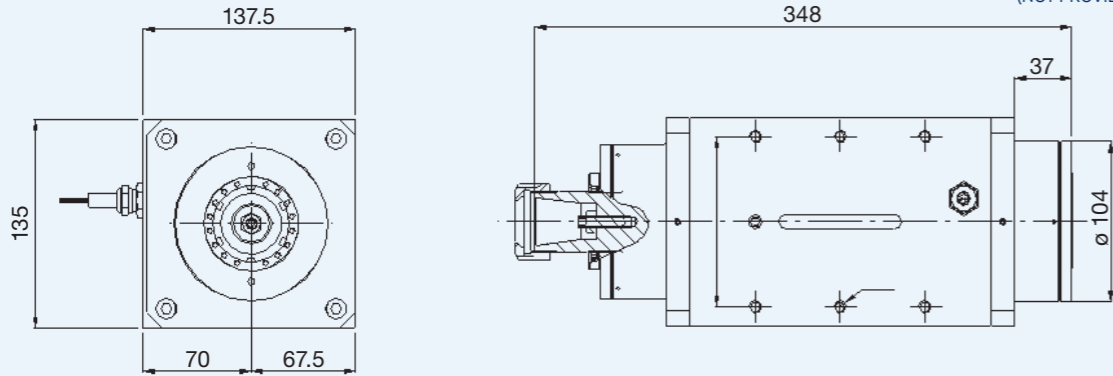
### EQUIPAGGIAMENTO / EQUIPMENT

- ER 32DX/SX** Compressed air cooling
- Manual tool change (M.T.C)**
- Grease lubrication**
- Ceramic ball bearings**
- Labyrinth with air seal**

### LAYOUT ER32 DX

### 1 END


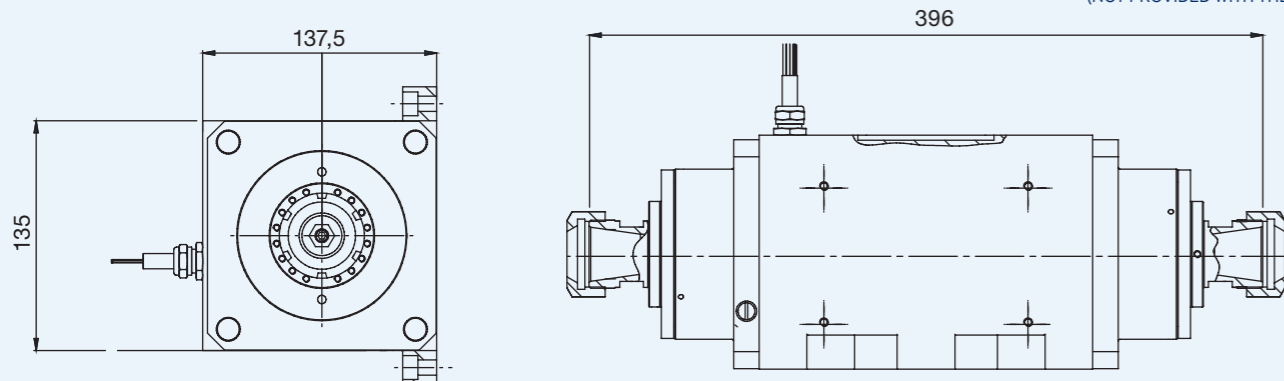
#### SPINDLES WITH ER COLLET (NOT PROVIDED WITH THE SPINDLE)



### LAYOUT ER32 DX-SX

### 2 ENDS

#### SPINDLES WITH ER COLLET (NOT PROVIDED WITH THE SPINDLE)



# MULTITECH ML

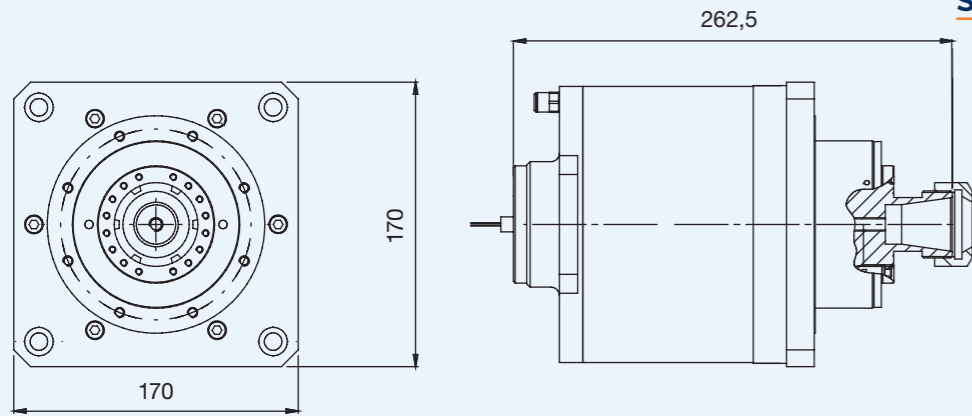
SUITABLE FOR MACHINING LATEST MATERIALS IN DUST ENVIRONMENTS  
EASY ASSEMBLING ON BIROTARY HEADS  
VERY EFFICIENT COMPRESSED AIR COOLING  
AVAILABLE WITH ER 32 AND ER 40



LAYOUT ER32 DX

1 END

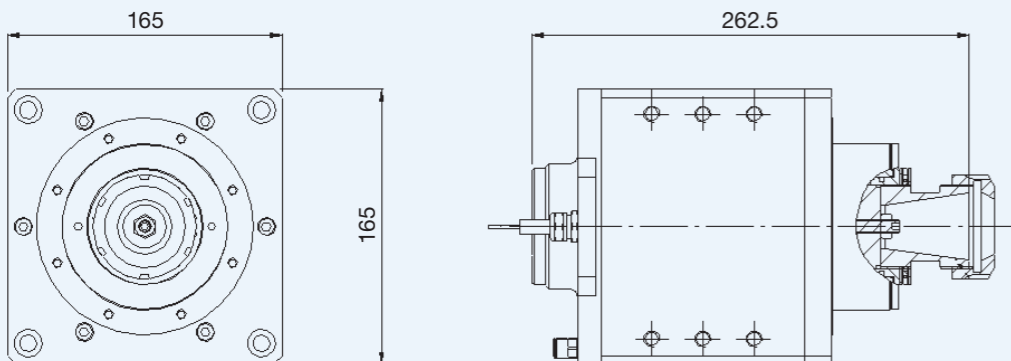
### SPINDLES WITH ER COLLET (NOT PROVIDED WITH THE SPINDLE)



LAYOUT ER32 DX

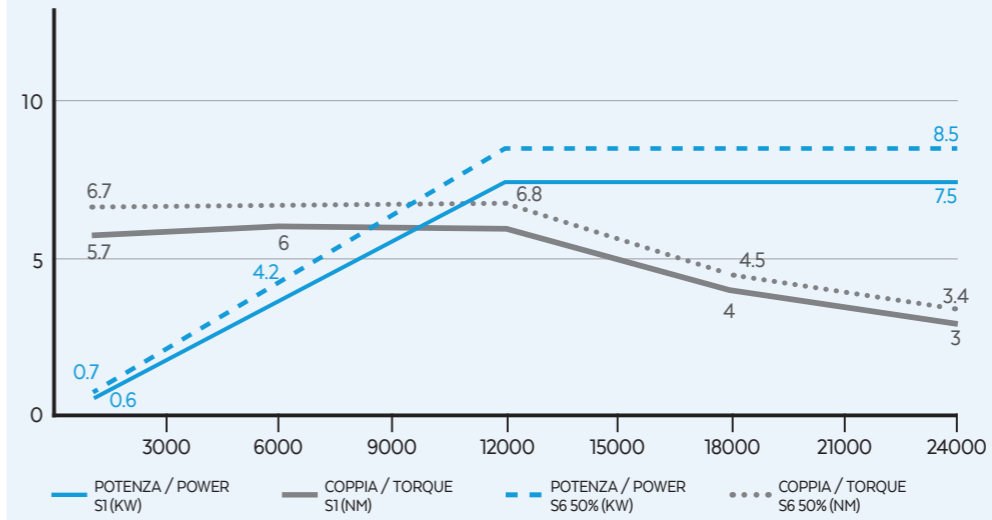
1 END

### SPINDLES WITH ER COLLET (NOT PROVIDED WITH THE SPINDLE)



## ML-1C 7.5/12 24

### PRESTAZIONI / PERFORMANCES



### OPZIONALI / OPTIONS



### SPECIFICHE TECNICHE / TECHNICAL SPECIFICATIONS

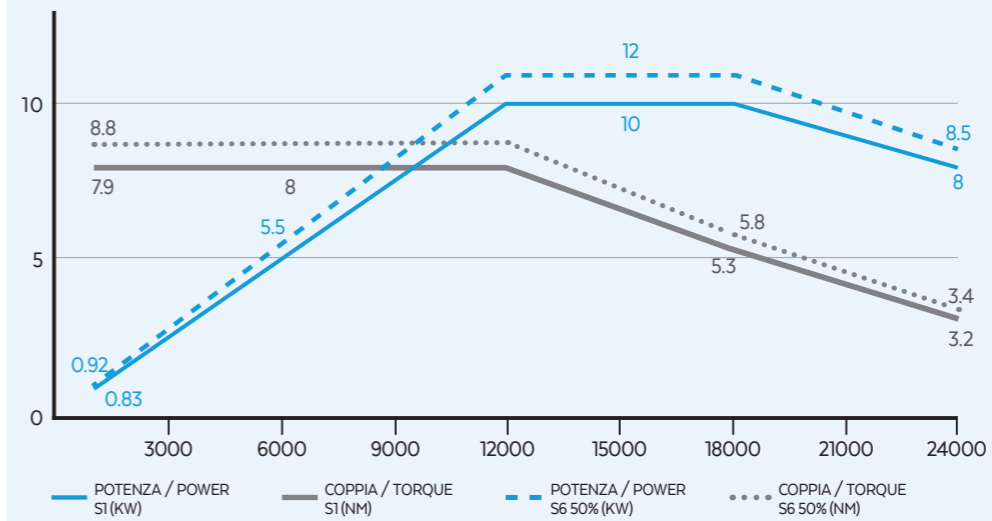
**S1-S6 kW** 7.5/8.5  
**S1-S6 Nm** 6/6.8  
**rpm** 24000  
**S1-S6 A** 16/17  
**Volt** 380  
**kg** 22  
**Pol es** 4  
**Supply** inverter

### EQUIPAGGIAMENTO / EQUIPMENT

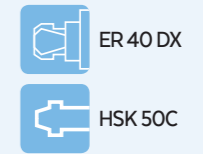
**ER 32 DX**  
**COMPRESSED AIR** Compressed air cooling  
**Manual tool change (M.T.C.)**  
**Ceramic ball bearings**  
**Labyrinth with air seal**  
**Grease lubrication**

## ML-1C 10/12 24

### PRESTAZIONI / PERFORMANCES



### OPZIONALI / OPTIONS



### SPECIFICHE TECNICHE / TECHNICAL SPECIFICATIONS

**S1-S6 kW** 10/12  
**S1-S6 Nm** 8/8.8  
**rpm** 24000  
**S1-S6 A** 21.3/22  
**Volt** 380  
**kg** 22  
**Pol es** 4  
**Supply** inverter

### EQUIPAGGIAMENTO / EQUIPMENT

**ER 32 DX**  
**COMPRESSED AIR** Compressed air cooling  
**Manual tool change (M.T.C.)**  
**Ceramic ball bearings**  
**Labyrinth with air seal**  
**Grease lubrication**

# MULTITECH ML

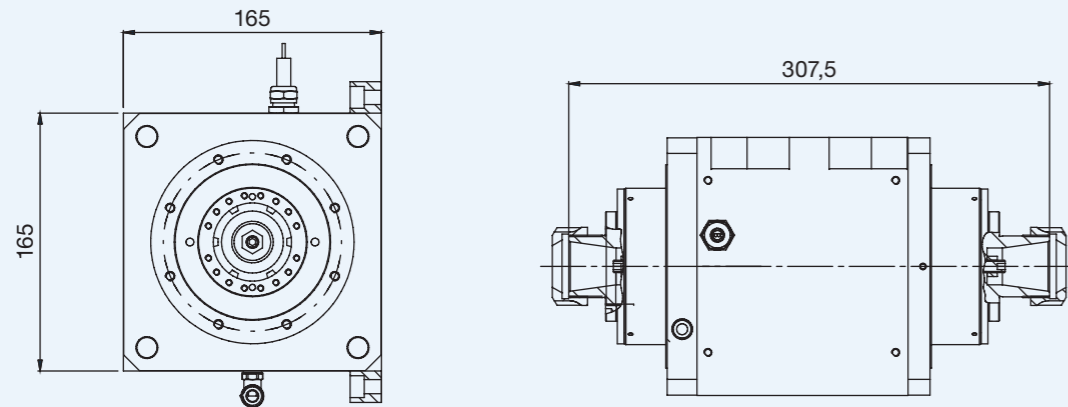
SUITABLE FOR MACHINING LATEST MATERIALS IN DUST ENVIRONMENTS  
EASY ASSEMBLING ON BIROTARY HEADS  
VERY EFFICIENT COMPRESSED AIR COOLING  
AVAILABLE WITH ER 32 AND ER 40



## LAYOUT ER 40 DX-SX

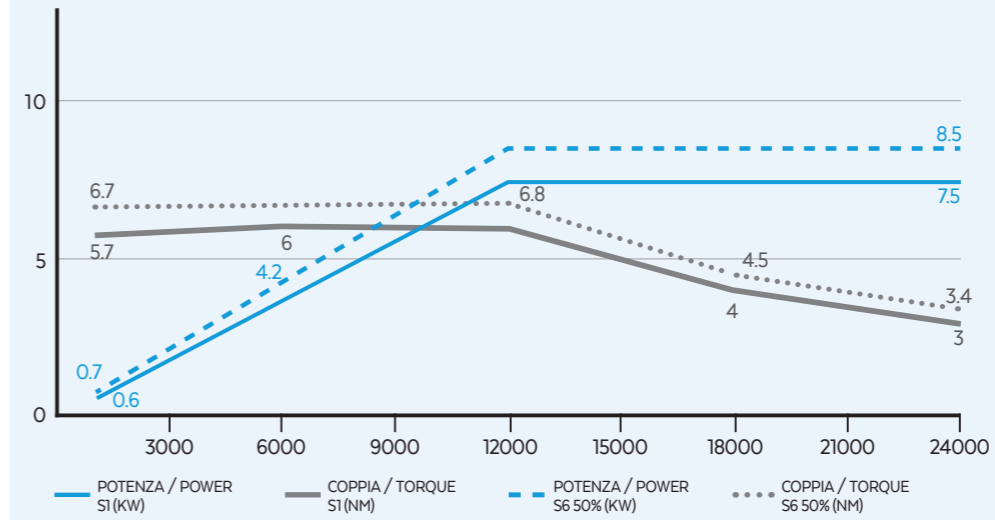
2 ENDS

### SPINDLES WITH ER COLLET (NOT PROVIDED WITH THE SPINDLE)

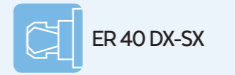


## ML-1C 7.5/12 24

### PRESTAZIONI / PERFORMANCES



### OPZIONALI / OPTIONS



### SPECIFICHE TECNICHE / TECHNICAL SPECIFICATIONS

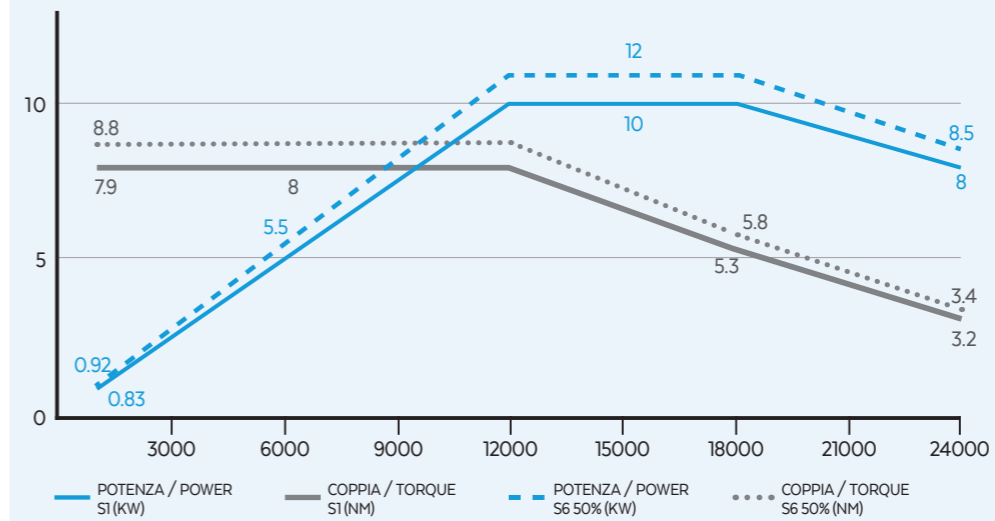
**S1-S6 kW** 7.5/8.5  
**S1-S6 Nm** 6/6.8  
**rpm** 24000  
**S1-S6 A** 16/17  
**Volt** 380  
**kg** 22  
**Pol es** 4  
**Supply** inverter

### EQUIPAGGIAMENTO / EQUIPMENT

**ER 32 DX-SX**  
**COMPRESSED AIR** Compressed air cooling  
**Manual tool change (M.T.C.)**  
**Grease lubrication**  
**Ceramic ball bearings**  
**Labyrinth with air seal**

## ML-1C 10/12 24

### PRESTAZIONI / PERFORMANCES



### OPZIONALI / OPTIONS



### SPECIFICHE TECNICHE / TECHNICAL SPECIFICATIONS

**S1-S6 kW** 10/12  
**S1-S6 Nm** 8/8.8  
**rpm** 24000  
**S1-S6 A** 21.3/22  
**Volt** 380  
**kg** 22  
**Pol es** 4  
**Supply** inverter

### EQUIPAGGIAMENTO / EQUIPMENT

**ER 32 DX-SX**  
**COMPRESSED AIR** Compressed air cooling  
**Manual tool change (M.T.C.)**  
**Grease lubrication**  
**Ceramic ball bearings**  
**Labyrinth with air seal**



# MULTITECH ML

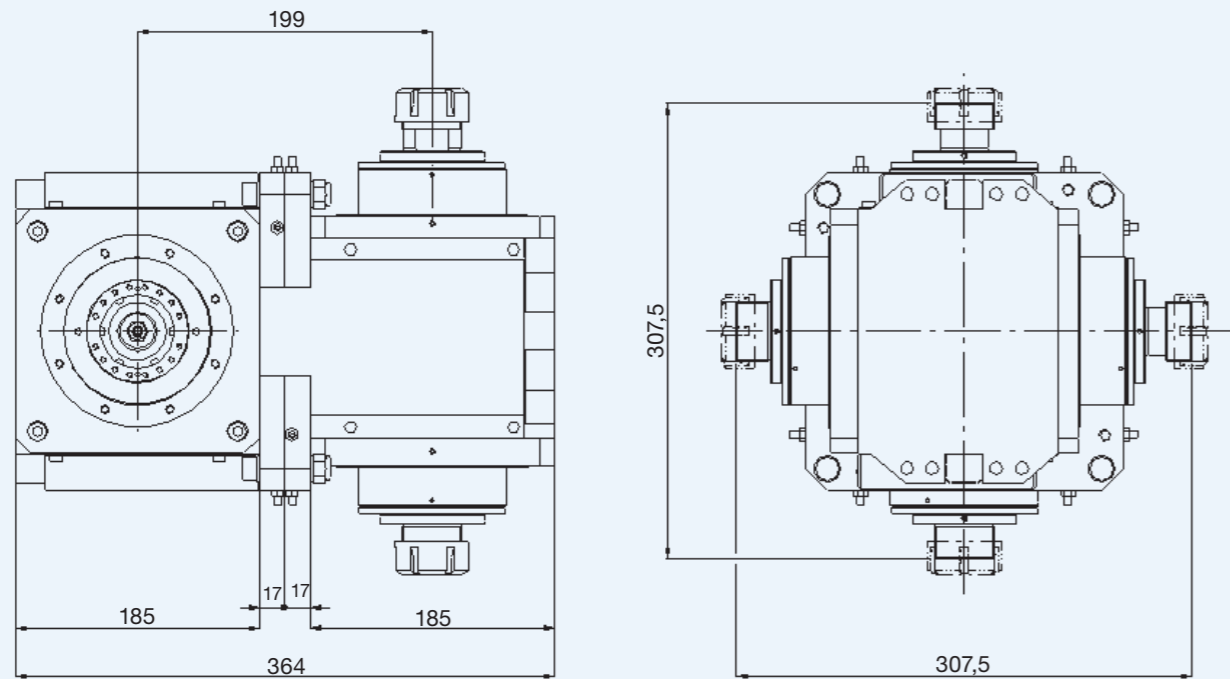
SUITABLE FOR MACHINING LATEST MATERIALS IN DUST ENVIRONMENTS  
EASY ASSEMBLING ON BIROTARY HEADS  
VERY EFFICIENT COMPRESSED AIR COOLING  
AVAILABLE WITH ER 32 AND ER 40



LAYOUT ER 32 DX-SX

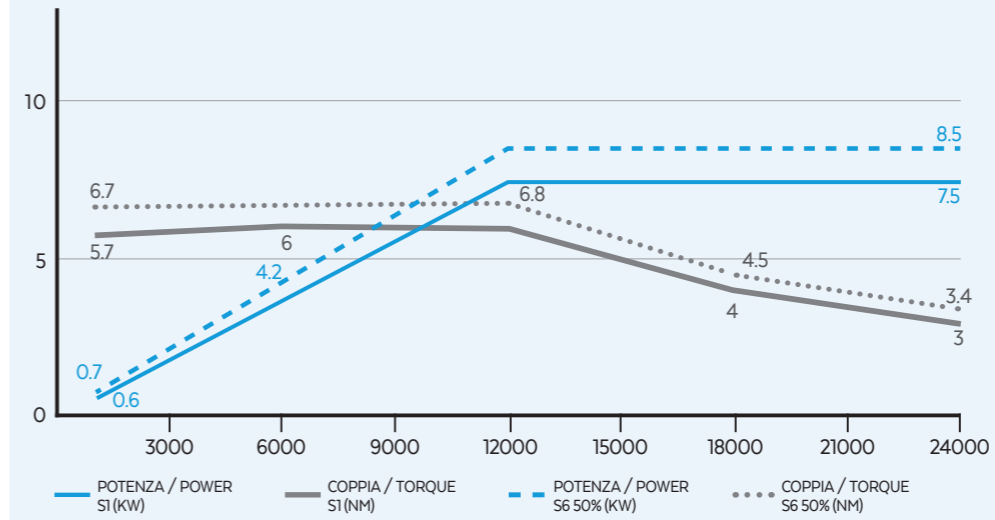
2 ENDS

### SPINDLES WITH ER COLLET (NOT PROVIDED WITH THE SPINDLE)



### ML-1C 7.5/12 24

#### PRESTAZIONI / PERFORMANCES



#### OPZIONALI / OPTIONS



#### SPECIFICHE TECNICHE / TECHNICAL SPECIFICATIONS

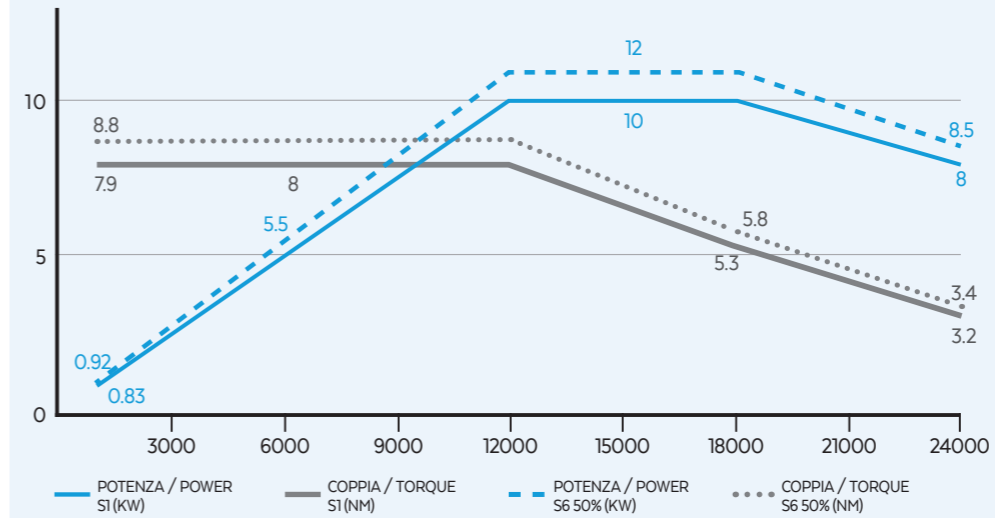
**S1-S6 kW** 7.5/8.5  
**S1-S6 Nm** 6/6.8  
**rpm** 24000  
**S1-S6 A** 16/17  
**Volt** 380  
**kg** 22  
**Pol es** 4  
**Supply** inverter

#### EQUIPAGGIAMENTO / EQUIPMENT

**ER 32 DX-SX**  
**COMPRESSED AIR** Compressed air cooling  
**Manual tool change (M.T.C.)**  
**Grease lubrication**  
**Ceramic ball bearings**  
**Labyrinth with air seal**

### ML-1C 10/12 24

#### PRESTAZIONI / PERFORMANCES



#### OPZIONALI / OPTIONS



#### SPECIFICHE TECNICHE / TECHNICAL SPECIFICATIONS

**S1-S6 kW** 10/12  
**S1-S6 Nm** 8/8.8  
**rpm** 24000  
**S1-S6 A** 21.3/22  
**Volt** 380  
**kg** 22  
**Pol es** 4  
**Supply** inverter

#### EQUIPAGGIAMENTO / EQUIPMENT

**ER 32 DX-SX**  
**COMPRESSED AIR** Compressed air cooling  
**Manual tool change (M.T.C.)**  
**Grease lubrication**  
**Ceramic ball bearings**  
**Labyrinth with air seal**

# MULTITECH ML

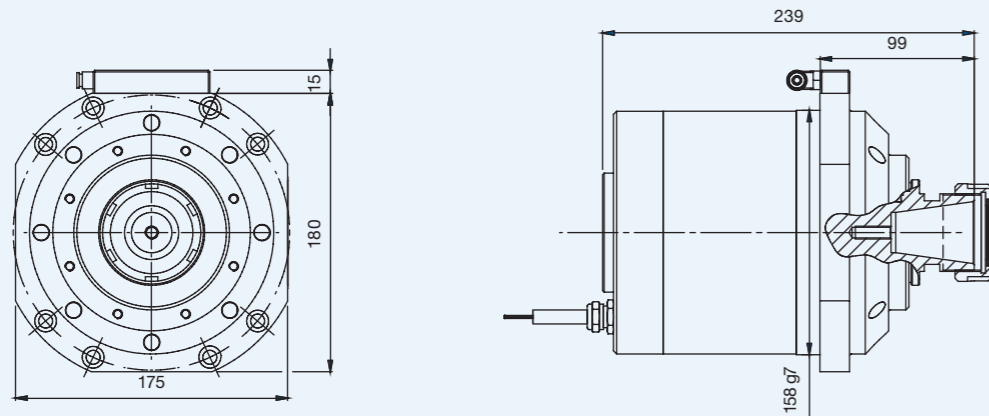
SUITABLE FOR MACHINING LATEST MATERIALS IN DUST ENVIRONMENTS  
EASY ASSEMBLING ON BIROTARY HEADS  
AVAILABLE WITH LIQUID COOLING TO FOR HEAVY AND INTENSIVE PROCESSES  
AVAILABLE WITH ER 32 AND ER 40



LAYOUT ER 40DX

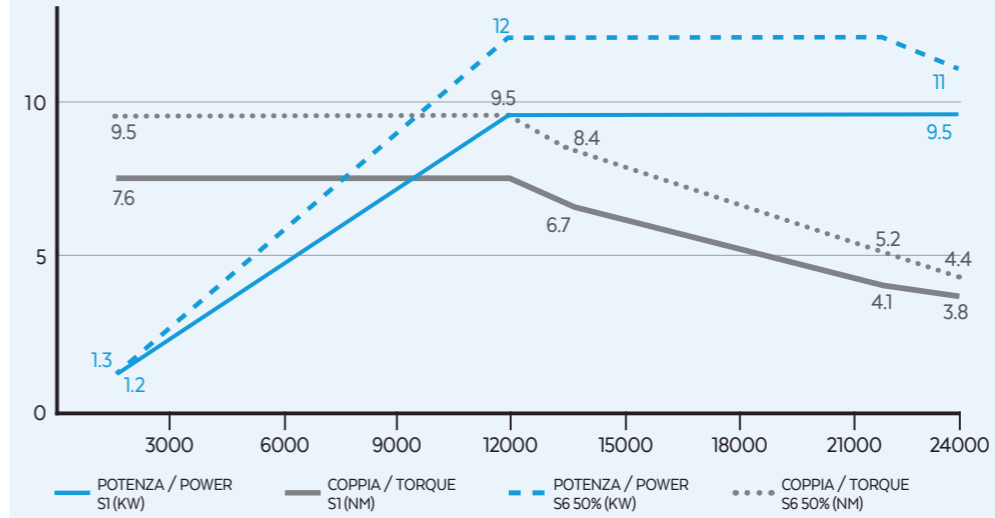
1 END

**SPINDLES WITH ER COLLET**  
(NOT PROVIDED WITH THE SPINDLE)



ML-2 9.5/12 24

PRESTAZIONI / PERFORMANCES



OPZIONALI / OPTIONS



SPECIFICHE TECNICHE / TECHNICAL SPECIFICATIONS

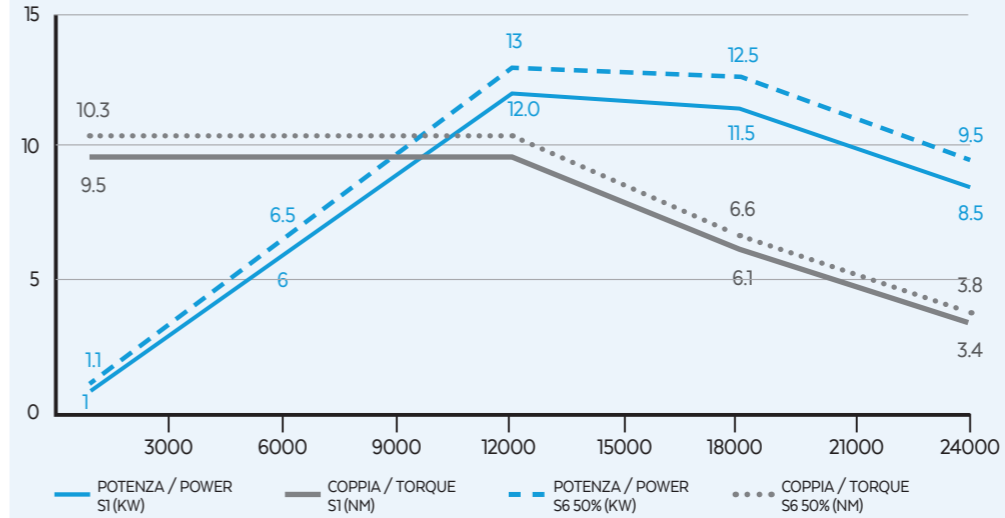
**S1-S6 kW** 9.5/12  
**S1-S6 Nm** 7.6/9.5  
**rpm** 24000  
**S1-S6 A** 22/27  
**Volt** 380  
**kg** 26  
**Pol es** 4  
**Supply** inverter

EQUIPAGGIAMENTO / EQUIPMENT

**ER 40DX**  
**Liquid cooling**  
**Manual tool change (M.T.C.)**  
**Grease lubrication**  
**Ceramic ball bearings**  
**Labyrinth with air seal**

ML-2 12/12 24

PRESTAZIONI / PERFORMANCES



OPZIONALI / OPTIONS



SPECIFICHE TECNICHE / TECHNICAL SPECIFICATIONS

**S1-S6 kW** 12/13  
**S1-S6 Nm** 9.5/10.3  
**rpm** 24000  
**S1-S6 A** 25/28  
**Volt** 380  
**kg** 23  
**Pol es** 4  
**Supply** inverter

EQUIPAGGIAMENTO / EQUIPMENT

**ER 40DX**  
**Liquid cooling**  
**Manual tool change (M.T.C.)**  
**Grease lubrication**  
**Ceramic ball bearings**  
**Labyrinth with air seal**

# MULTITECH ML

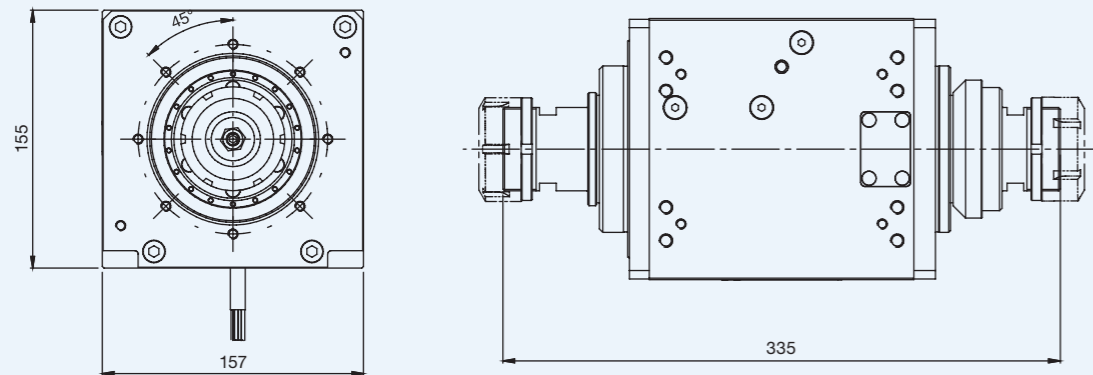
SUITABLE FOR MACHINING LATEST MATERIALS IN DUST ENVIRONMENTS  
 EASY ASSEMBLING ON BIROTARY HEADS  
 AVAILABLE WITH LIQUID COOLING TO FOR HEAVY AND INTENSIVE PROCESSES  
 AVAILABLE WITH ER 32 AND ER 40



## LAYOUT ER 40 DX-SX

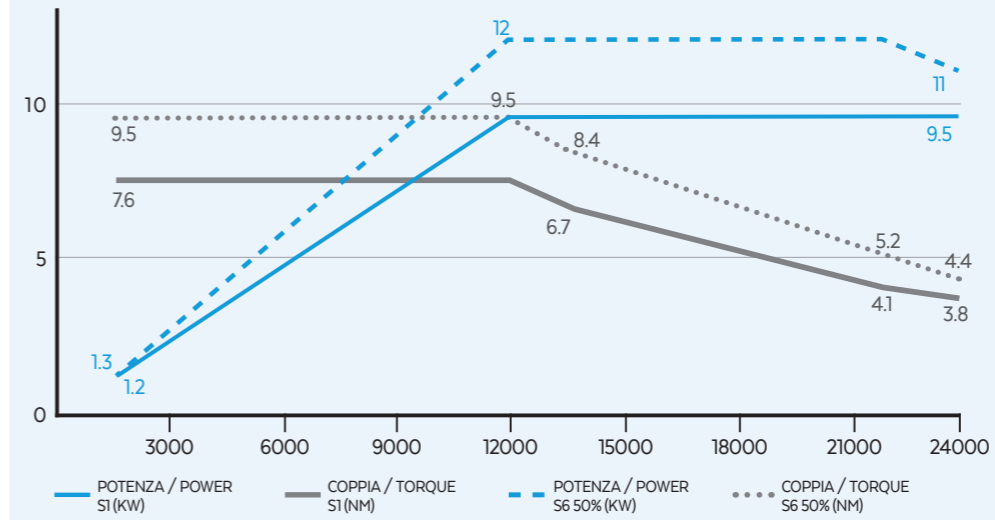
2 ENDS

### SPINDLES WITH ER COLLET (NOT PROVIDED WITH THE SPINDLE)



## ML-2 9.5/12 24

### PRESTAZIONI / PERFORMANCES



### OPZIONALI / OPTIONS



### SPECIFICHE TECNICHE / TECHNICAL SPECIFICATIONS

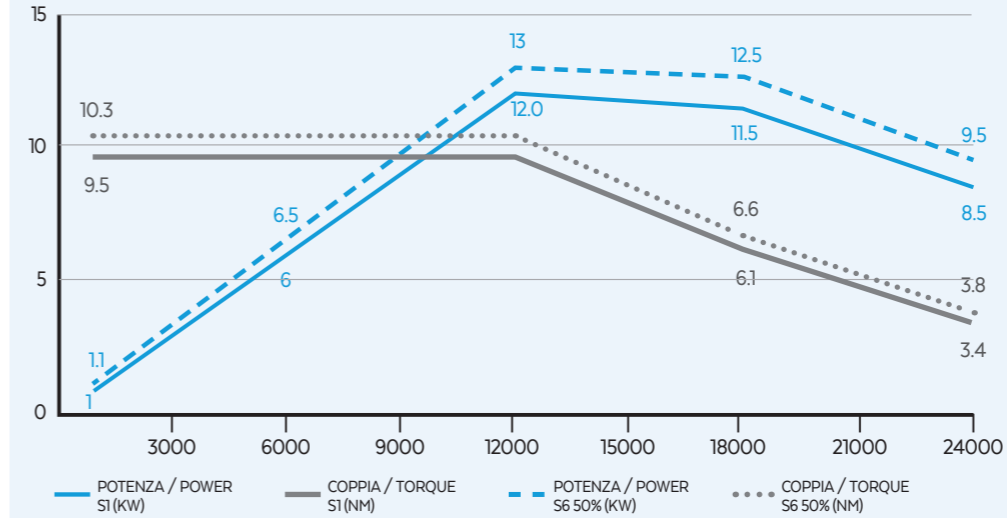
<b>S1-S6</b> <b>kW</b> 9.5/12	<b>S1-S6</b> <b>A</b> 22/27	<b>Pol</b> <b>es</b> 4
<b>S1-S6</b> <b>Nm</b> 7.6/9.5	<b>Volt</b> 380	<b>Sup</b> <b>ply</b> inverter
<b>rpm</b> 24000	<b>kg</b> 26	

### EQUIPAGGIAMENTO / EQUIPMENT

ER 40 DX-SX	Liquid cooling	Manual tool change (M.T.C.)	Grease lubrication
Ceramic ball bearings	Labyrinth with air seal		

## ML-2 12/12 24

### PRESTAZIONI / PERFORMANCES



### OPZIONALI / OPTIONS



### SPECIFICHE TECNICHE / TECHNICAL SPECIFICATIONS

<b>S1-S6</b> <b>kW</b> 12/13	<b>S1-S6</b> <b>A</b> 25/28	<b>Pol</b> <b>es</b> 4
<b>S1-S6</b> <b>Nm</b> 9.5/10.3	<b>Volt</b> 380	<b>Sup</b> <b>ply</b> inverter
<b>rpm</b> 24000	<b>kg</b> 26	

### EQUIPAGGIAMENTO / EQUIPMENT

ER 40DX	Liquid cooling	Manual tool change (M.T.C.)	Grease lubrication
Ceramic ball bearings	Labyrinth with air seal		

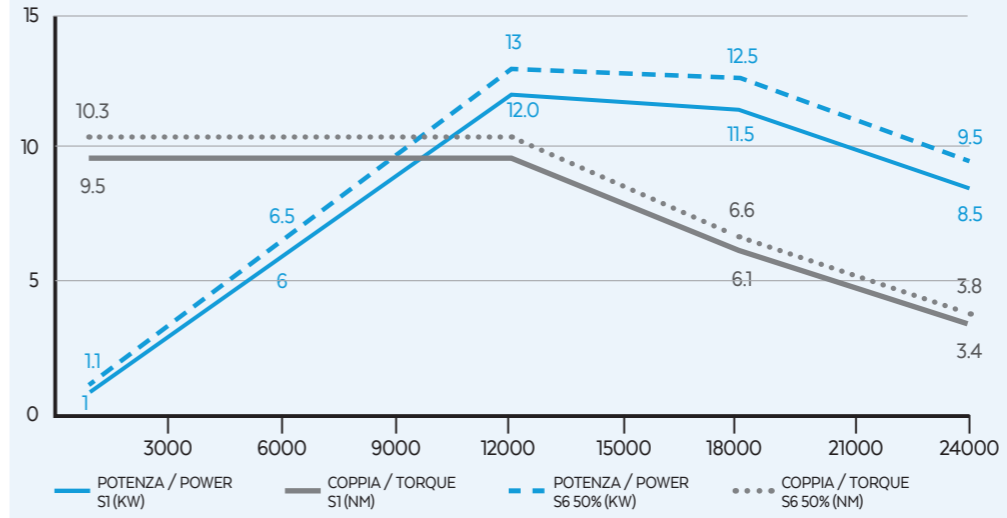
MULTITECH  
ML

SUITABLE FOR MACHINING LATEST MATERIALS IN DUST ENVIRONMENTS  
EASY ASSEMBLING ON BIROTARY HEADS  
AVAILABLE WITH LIQUID COOLING TO FOR HEAVY AND INTENSIVE PROCESSES  
AVAILABLE WITH ER 32 AND ER 40



ML-2 12/12 24

PRESTAZIONI / PERFORMANCES



OPZIONALI / OPTIONS

SPECIFICHE TECNICHE / TECHNICAL SPECIFICATIONS

<b>S1-S6</b> <b>kW</b> 12/13	<b>S1-S6</b> <b>A</b> 25/28	<b>Pol</b> <b>es</b> 4
<b>S1-S6</b> <b>Nm</b> 9.5/10.3	<b>Volt</b> 380	<b>Supply</b> inverter
<b>rpm</b> 24000	<b>kg</b> 26	

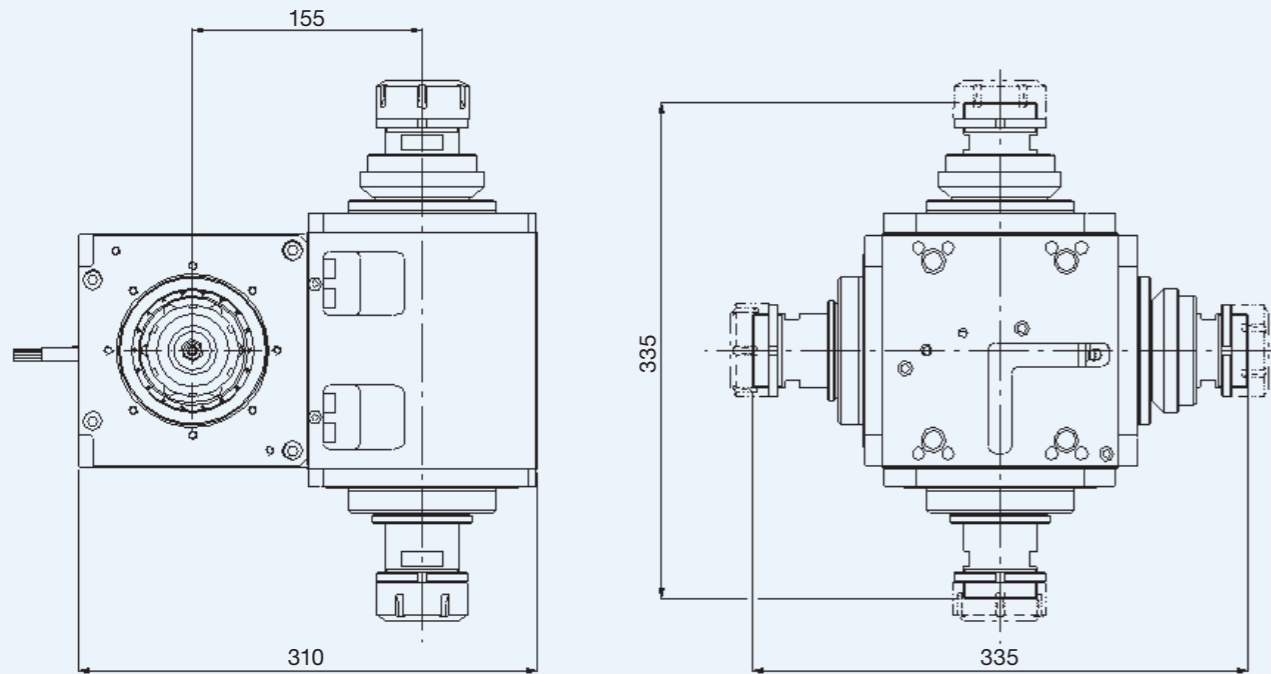
EQUIPAGGIAMENTO / EQUIPMENT

ER 40 DX-SX	Liquid cooling	Manual tool change (M.T.C.)
Ceramic ball bearings	Labyrinth with air seal	Grease lubrication


LAYOUT ER 40 DX-SX

2 ENDS

SPINDLES WITH ER COLLET  
(NOT PROVIDED WITH THE SPINDLE)



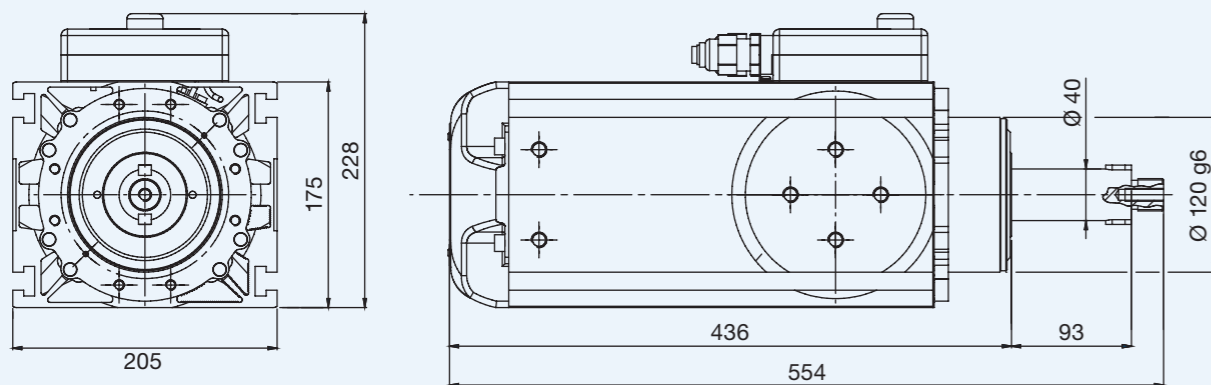
# MULTITECH MQH



SUITABLE FOR MACHINING WOOD  
POWER UP TO 13 KW  
SHAFT ROTATION SENSOR

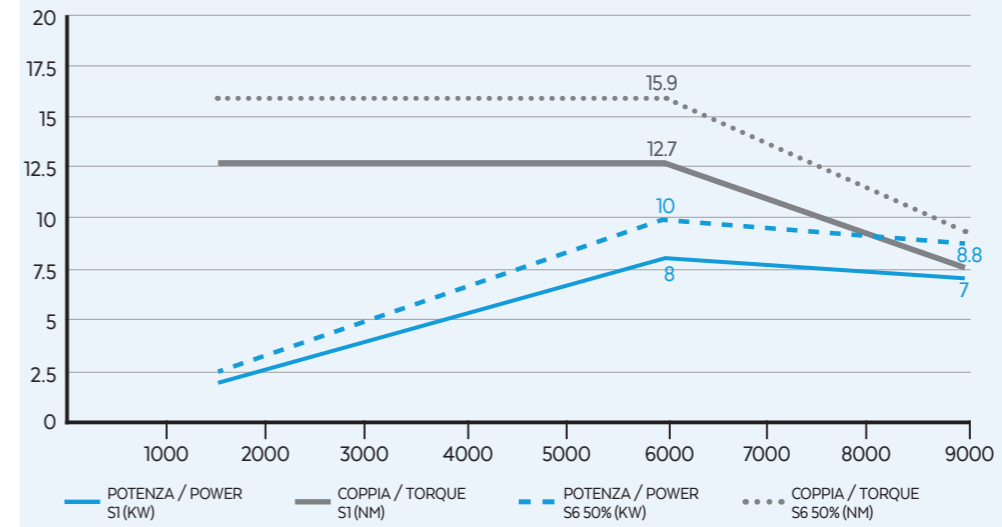
## LAYOUT D40

### SPINDLES WITH CYLINDRICAL SHAFT



## MQH-118/6 9

### PRESTAZIONI / PERFORMANCES



### SPECIFICHE TECNICHE / TECHNICAL SPECIFICATIONS

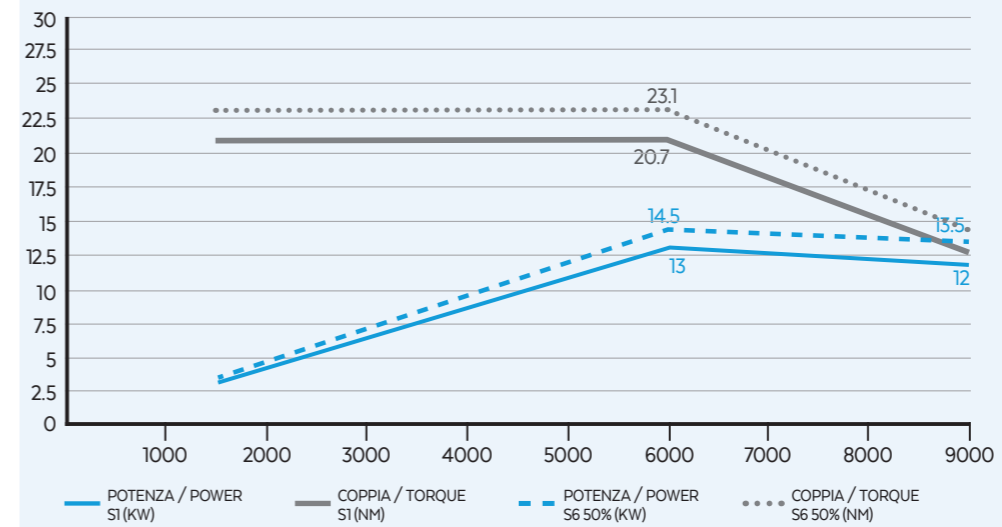
<b>S1-S6</b> <b>kW</b> 8/10	<b>S1-S6</b> <b>A</b> 15.8/18.7	<b>Pol</b> es 4
<b>S1-S6</b> <b>Nm</b> 12.7/15.9	<b>Volt</b> 380	<b>Sup</b> ply inverter
<b>rpm</b> 9000	<b>kg</b> 55	

### EQUIPAGGIAMENTO / EQUIPMENT

Shaft D40	Cooling by shaft-driven fan	Manual tool change (M.T.C)	SENSORS s3	Sensors s3
Steel bearings	Grease lubrication			

## MQH-113/6 9

### PRESTAZIONI / PERFORMANCES



### SPECIFICHE TECNICHE / TECHNICAL SPECIFICATIONS

<b>S1-S6</b> <b>kW</b> 13/14.5	<b>S1-S6</b> <b>A</b> 25.8/30	<b>Pol</b> es 4
<b>S1-S6</b> <b>Nm</b> 20.7/23.1	<b>Volt</b> 380	<b>Sup</b> ply inverter
<b>rpm</b> 9000	<b>kg</b> 55	

### EQUIPAGGIAMENTO / EQUIPMENT

Shaft D40	Cooling by shaft-driven fan	Manual tool change (M.T.C)	SENSORS s3	Sensors s3
Steel bearings	Grease lubrication			



**HITECO**  
HIGH TECHNOLOGY COMPONENTS  
QX-2 10/12 24 63F NC EN  
ROBOTECH - HIGH SPEED  
10 kW (S1)  
24000 RPM MAX  
LIQUID COOLING  
HSK 63F

**HITECO**  
HIGH TECHNOLOGY COMPONENTS  
HX-2 20/10 24 63A NL ES 3C 00  
ROBOTECH - HIGH SPEED  
20 kW (S1)  
24000 RPM MAX  
LIQUID COOLING  
HSK 63A

**HITECO**  
HIGH TECHNOLOGY COMPONENTS  
KX-2 32/4.5 24 63A NC ES AT  
CUSTOMTECH  
32 kW (S1)  
24000 RPM MAX  
LIQUID COOLING  
HSK 63A



ss 258 Marecchia, 34 47826 Villa Verucchio, Rimini - Italia  
tel. +39.0541.674940 - fax +39.0541.674962  
[www.hiteco.net](http://www.hiteco.net)